

## Common mode filters

For high-speed differential signal line, general differential signal line

## ACM-E series



## ACM2012E type



## FEATURES

- Downsized, low height wound type chip common mode filter that maintains required common mode filter characteristics. Impedance for common mode noise can clear 1000Ω [100MHz], and has excellent EMC suppression.
- Differential mode impedance is suppressed, so there is virtually no affect on high speed signals.
- Operating temperature range: -40 to +85°C

## APPLICATION

- Common mode noise countermeasure for high-speed differential signals where influence to the signal is a concern.
- USB line for PCs and peripheral devices.
- IEEE1394 lines and ETHERNET lines for PCs, STBs, etc.
- LCD panel LVDS and Panel Link lines.

## PART NUMBER CONSTRUCTION

ACM	2012	E	-	670	-	2P	-	T		00
Series name	LxWxH dimensions 2.0x1.2x1.0 mm	Product internal code		Impedance (Ω) at 100MHz		Number of lines		Packaging style		Internal code


## CHARACTERISTICS SPECIFICATION TABLE

Impedance	DC resistance	Rated voltage	Insulation resistance	Rated current	Part No.
[100MHz] (Ω)	[1 line] (Ω)max.	(V)max.	(MΩ)min.	(A)max.	
67±25%	0.35	50	10	0.50	<a href="#">ACM2012E-670-2P-T00</a>
90±25%	0.35	50	10	0.33	<a href="#">ACM2012E-900-2P-T00</a>
120±25%	0.45	50	10	0.30	<a href="#">ACM2012E-121-2P-T00</a>
180±25%	0.60	50	10	0.25	<a href="#">ACM2012E-181-2P-T00</a>
250±25%	1.00	50	10	0.20	<a href="#">ACM2012E-251-2P-T00</a>
270min. (390typ.)	0.80	50	10	0.30	<a href="#">ACM2012E-391-2P-T00</a>
510min. (680typ.)	1.80	50	10	0.17	<a href="#">ACM2012E-681-2P-T00</a>
750min. (1000typ.)	2.50	50	10	0.15	<a href="#">ACM2012E-102-2P-T00</a>
67±25%	0.45	50	10	0.35	<a href="#">ACM2012E-670-2P-T01</a>
90±25%	0.55	50	10	0.30	<a href="#">ACM2012E-900-2P-T01</a>
120±25%	0.65	50	10	0.27	<a href="#">ACM2012E-121-2P-T01</a>

## Measurement equipment

Measurement item	Product No.	Manufacturer
Common mode impedance	4991A	Keysight Technologies
DC resistance	4338A	Keysight Technologies
Insulation resistance	4339A	Keysight Technologies

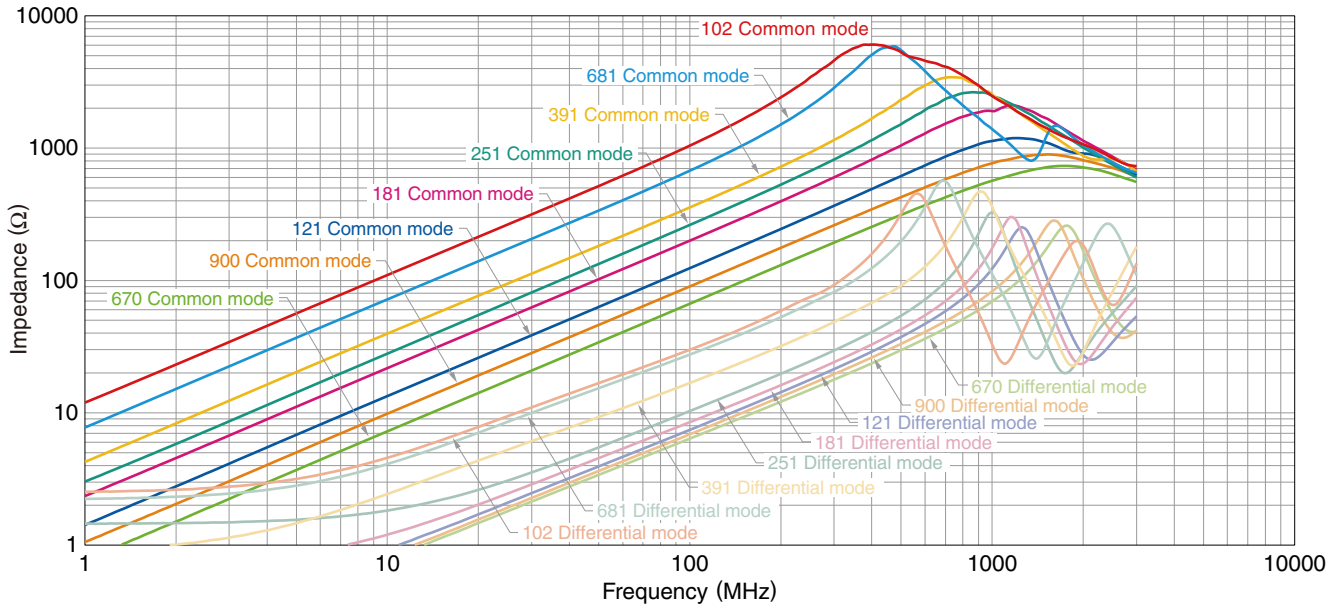
\* Equivalent measurement equipment may be used.



# ACM2012E type

## ■ IMPEDANCE VS. FREQUENCY CHARACTERISTICS

### □ ACM2012E-T00 type (for general differential signal line)

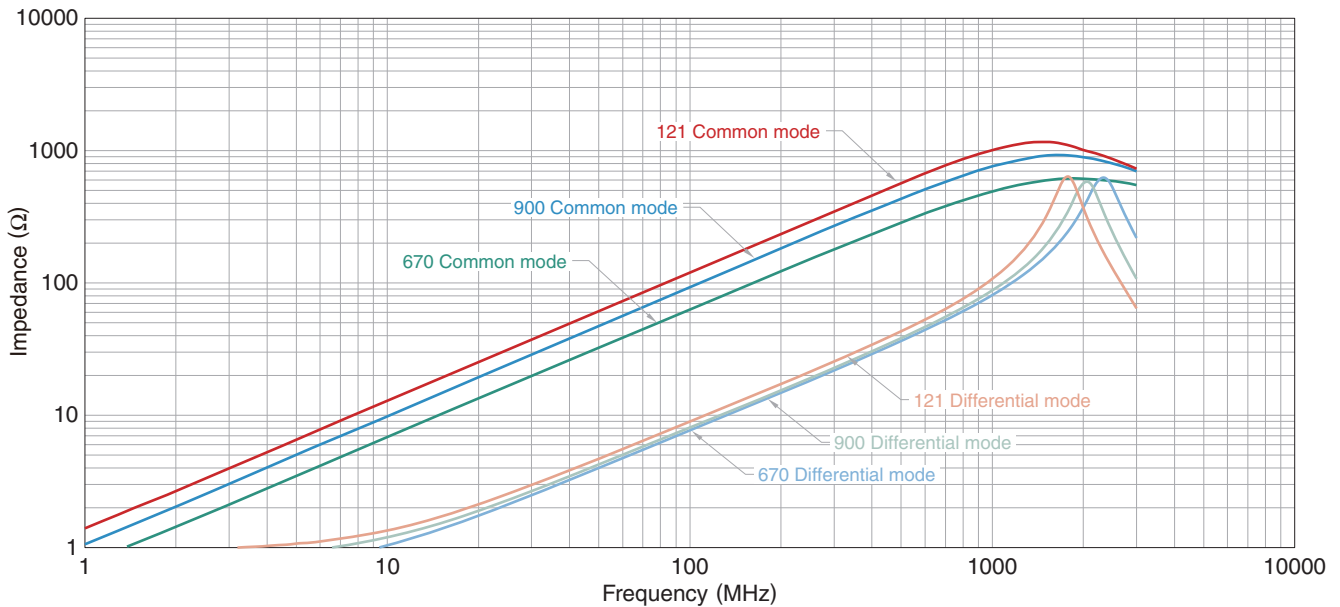


Measurement equipment

Product No.	Manufacturer
4991A	Keysight Technologies

\* Equivalent measurement equipment may be used.

### □ ACM2012E-T01 type (high-speed differential signal line)



Measurement equipment

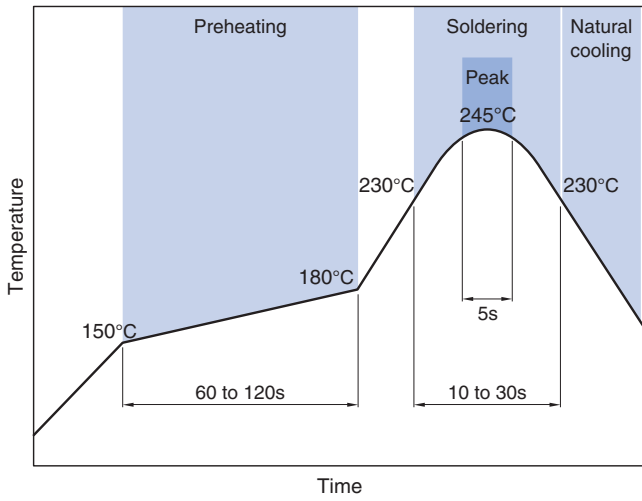
Product No.	Manufacturer
4991A	Keysight Technologies

\* Equivalent measurement equipment may be used.



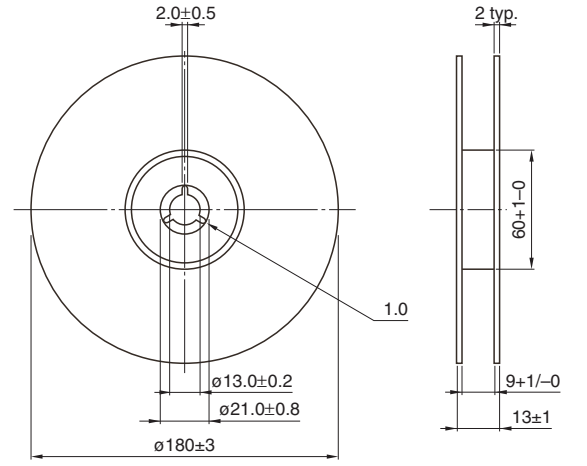
# ACM2012E type

## RECOMMENDED REFLOW PROFILE



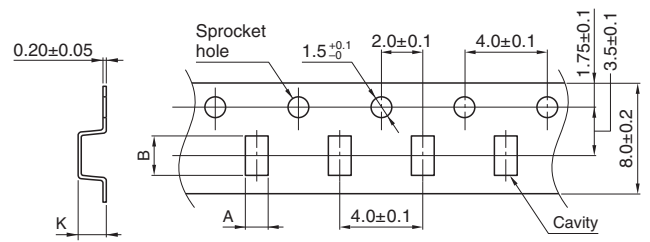
## PACKAGING STYLE

### REEL DIMENSIONS



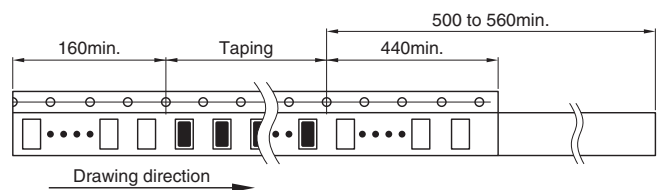
Dimensions in mm

### TAPE DIMENSIONS



Dimensions in mm

Type	A	B	K
ACM2012E	1.4±0.1	2.25±0.1	1.15±0.05



Dimensions in mm

### PACKAGE QUANTITY

Package quantity	2000 pcs/reel
------------------	---------------

## TEMPERATURE RANGE, INDIVIDUAL WEIGHT

Operating temperature range	Storage temperature range*	Individual weight
-40 to +85 °C	-40 to +85 °C	8 mg

\* The storage temperature range is for after the assembly.

## REMINDERS FOR USING THESE PRODUCTS

Before using these products, be sure to request the delivery specifications.

### SAFETY REMINDERS

Please pay sufficient attention to the warnings for safe designing when using this products.

#### REMINDERS

- The storage period is less than 6 months. Be sure to follow the storage conditions (temperature: 5 to 40°C, humidity: 10 to 75% RH or less).  
If the storage period elapses, the soldering of the terminal electrodes may deteriorate.
- Do not use or store in locations where there are conditions such as gas corrosion (salt, acid, alkali, etc.).
- Before soldering, be sure to preheat components.  
The preheating temperature should be set so that the temperature difference between the solder temperature and chip temperature does not exceed 150°C.
- Soldering corrections after mounting should be within the range of the conditions determined in the specifications.  
If overheated, a short circuit, performance deterioration, or lifespan shortening may occur.
- When embedding a printed circuit board where a chip is mounted to a set, be sure that residual stress is not given to the chip due to the overall distortion of the printed circuit board and partial distortion such as at screw tightening portions.
- Self heating (temperature increase) occurs when the power is turned ON, so the tolerance should be sufficient for the set thermal design.
- Carefully lay out the coil for the circuit board design of the non-magnetic shield type.  
A malfunction may occur due to magnetic interference.
- Use a wrist band to discharge static electricity in your body through the grounding wire.
- Do not expose the products to magnets or magnetic fields.
- Do not use for a purpose outside of the contents regulated in the delivery specifications.
- The products listed on this catalog are intended for use in general electronic equipment (AV equipment, telecommunications equipment, home appliances, amusement equipment, computer equipment, personal equipment, office equipment, measurement equipment, industrial robots) under a normal operation and use condition.  
The products are not designed or warranted to meet the requirements of the applications listed below, whose performance and/or quality require a more stringent level of safety or reliability, or whose failure, malfunction or trouble could cause serious damage to society, person or property.  
If you intend to use the products in the applications listed below or if you have special requirements exceeding the range or conditions set forth in the each catalog, please contact us.

- (1) Aerospace/aviation equipment
- (2) Transportation equipment (cars, electric trains, ships, etc.)
- (3) Medical equipment
- (4) Power-generation control equipment
- (5) Atomic energy-related equipment
- (6) Seabed equipment
- (7) Transportation control equipment

- (8) Public information-processing equipment
- (9) Military equipment
- (10) Electric heating apparatus, burning equipment
- (11) Disaster prevention/crime prevention equipment
- (12) Safety equipment
- (13) Other applications that are not considered general-purpose applications

When designing your equipment even for general-purpose applications, you are kindly requested to take into consideration securing protection circuit/device or providing backup circuits in your equipment.