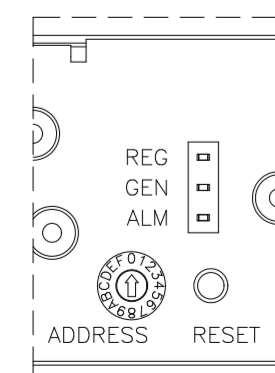
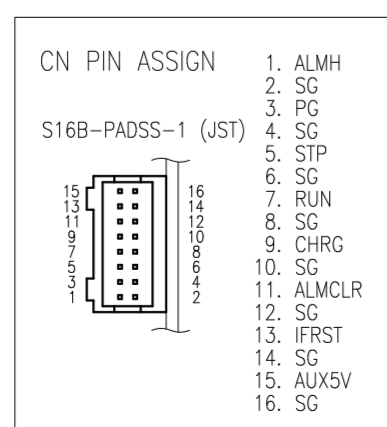


FRONT DISPLAY DETAILS



LED LIGHT REG: GREEN  
GEN: GREEN  
ALM: RED

SIGNAL CONNECTOR INFORMATION



- CN PIN ASSIGN
1. ALMH
  2. SG
  3. PC
  4. SG
  5. STP
  6. SG
  7. RUN
  8. SG
  9. CHRG
  10. SG
  11. ALMCLR
  12. SG
  13. IFRST
  14. SG
  15. AUX5V
  16. SG

== SIGNAL CONNECTOR USED ==

PART DESCRIPTION	PART NAME	MANUFACT
PIN HEADER	S16B-PADSS-1(LF)(SN)	JST

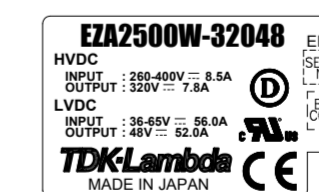
== MATCHING HOUSINGS, PINS & TOOL ==

PART DESCRIPTION	PART NAME	MANUFACT
SOCKET HOUSING	PADP-16V-1-S	JST
TERMINAL PINS	SPH-001T-P0.5L(AWG26~22) SPH-002T-P0.5L(AWG28~24)	JST
HAND CRIMPING TOOL	AP-K2N	JST

== RS 485 CONNECTOR USED ==

PART DESCRIPTION	PART NAME	MANUFACT
PIN HEADER	TM21R-5C-88(50)	HIROSE

NAME PLATE DETAILS



== NOTES ==

A : MODEL NAME, NOMINAL OUTPUT VOLTAGE AND NOMINAL OUTPUT CURRENT ARE SHOWN IN THE NAME PLATE IN ACCORDANCE WITH THE SPECIFICATIONS.

B : M4 TAPPED HOLES (BOTTOM net.8) FOR CUSTOMER CHASSIS MOUNTING. (SCREW PENETRATION DEPTH 6mm MAX.)

C : UNLESS OTHERWISE SPECIFIED DIMENSIONAL TOLERANCE : ±0.5

(unit : mm)

MODEL NAME	EZA2500W-32048
<b>TDK-Lambda</b>	
V010-02-01A	