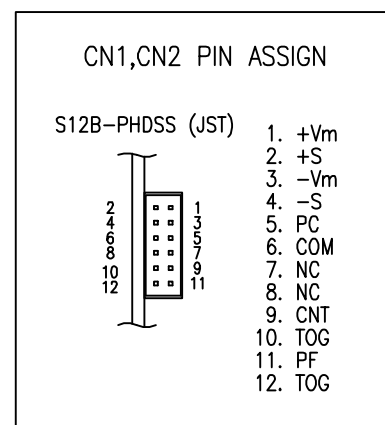


**SIGNAL CONNECTOR INFORMATION**



**== ACCESSORIES ==**

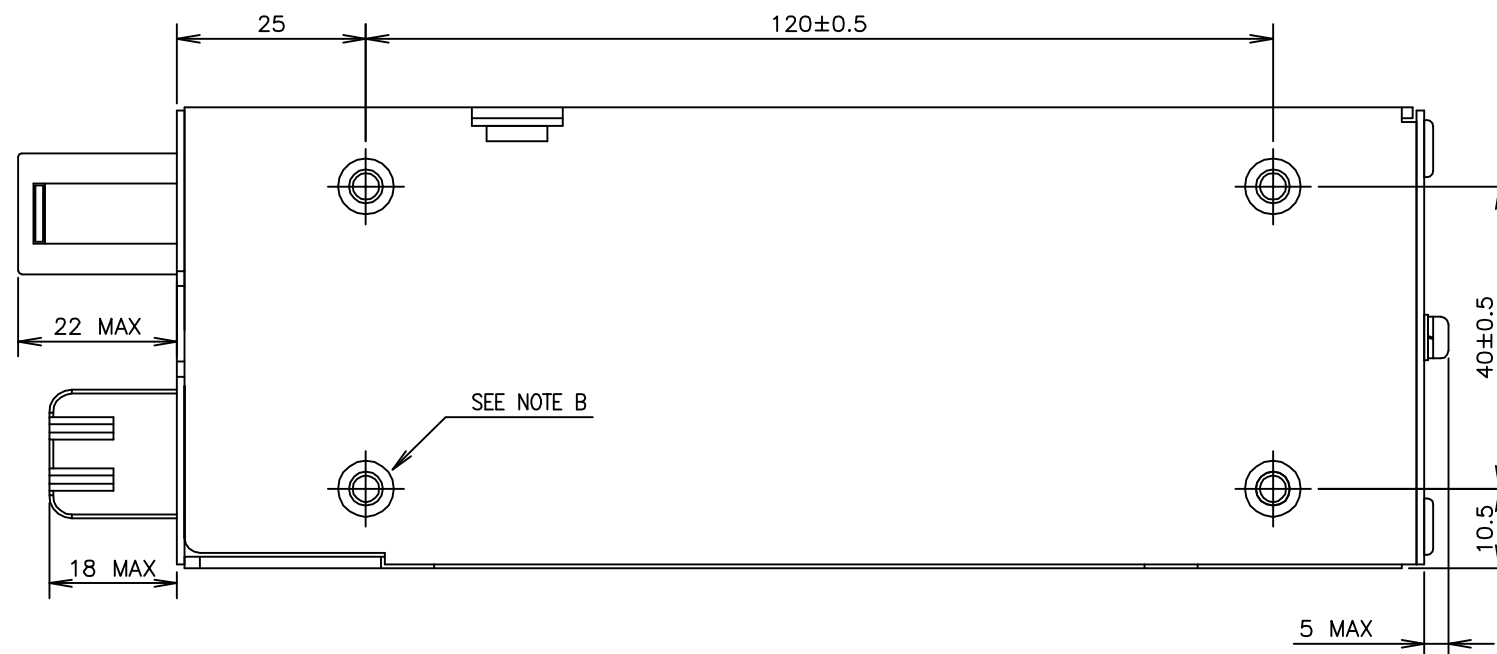
- \* COVER FOR BARRIER TERMINAL STRIP -----1 (ATTACHED ON TERMINAL AT SHIPMENT)
- \* SHORT PIECE -----1 (SHORTING +Vm --- +S, -Vm --- -S, CNT --- TOG (ATTACHED ON CN1 AT SHIPMENT))

**== SIGNAL CONNECTOR USED ==**

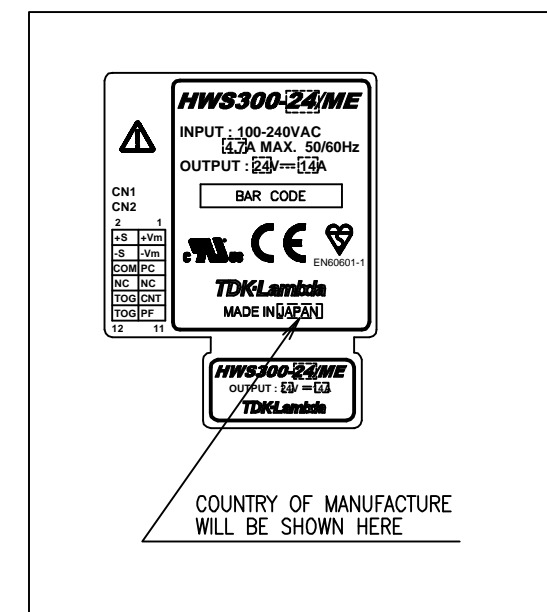
PART DESCRIPTION	PART NAME	MANUFACT
PIN HEADER	S12B-PHDSS	JST

**== MATCHING HOUSINGS , PINS & TOOL ==**

PART DESCRIPTION	PART NAME	MANUFACT
SOCKET HOUSING	PHDR-12VS	JST
TERMINAL PINS	SPHD-002T-P0.5(AWG28~24) SPHD-001T-P0.5(AWG26~22)	JST
HAND CRIMPING TOOL	YRS-620(SPHD-002T-P0.5) YC-610R(SPHD-001T-P0.5)	JST



**NAME PLATE DETAILS**



**== NOTES ==**

- A : MODEL NAME, NOMINAL OUTPUT VOLTAGE AND MAXIMUM OUTPUT CURRENT ARE SHOWN IN THE NAME PLATE IN ACCORDANCE WITH THE SPECIFICATIONS.
- B : M4 TAPPED HOLES (8) FOR CUSTOMER CHASSIS MOUNTING. (SCREW PENETRATION DEPTH 6m/m MAX.)

(unit : mm)

MODEL	HWS300/ME
<b>DENSEI-LAMBDA</b>	
A231-02-01/ME-A	