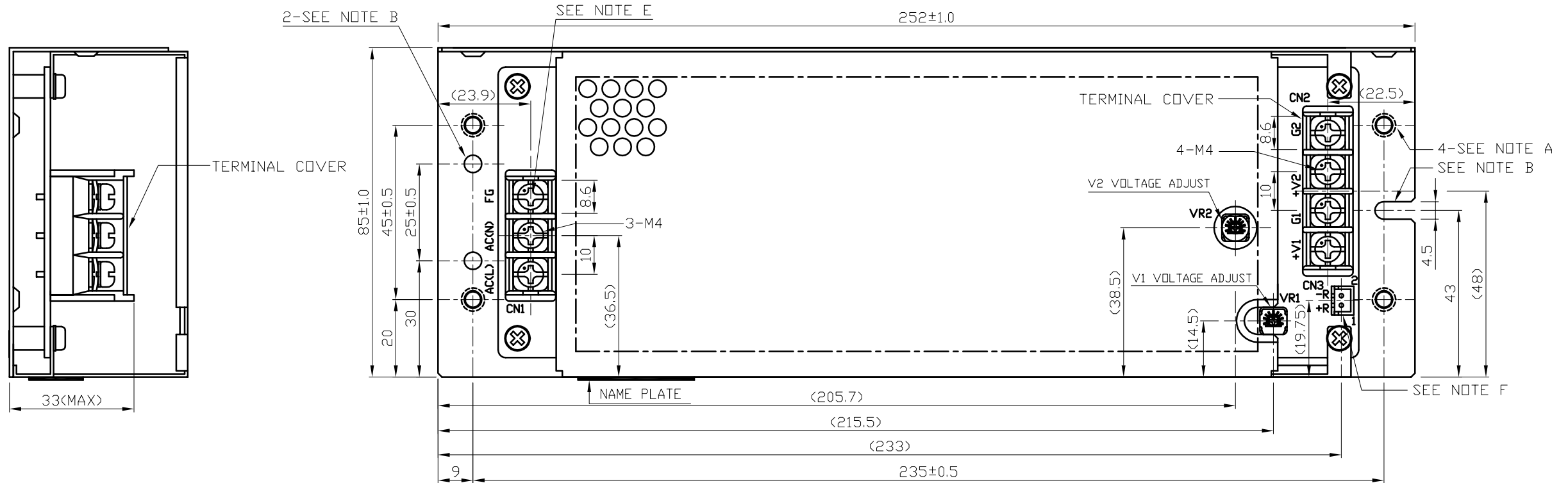
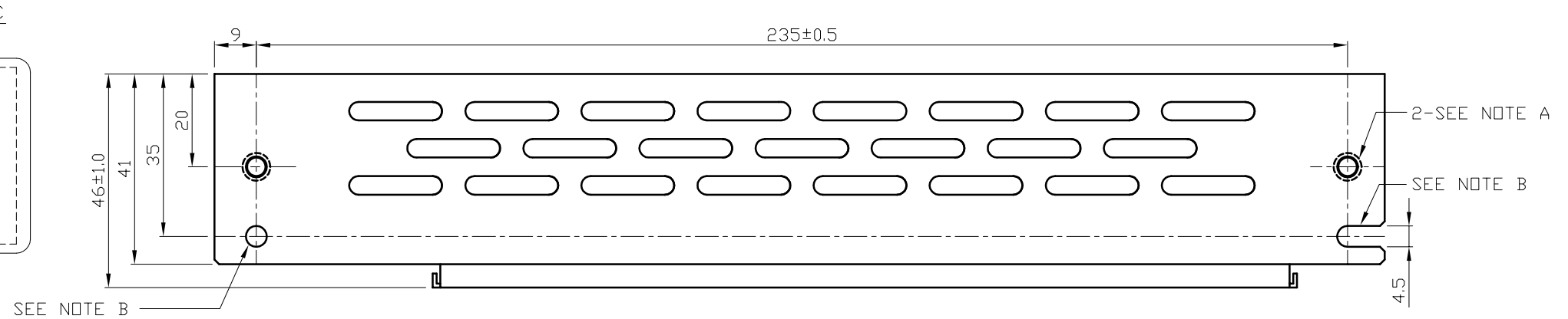
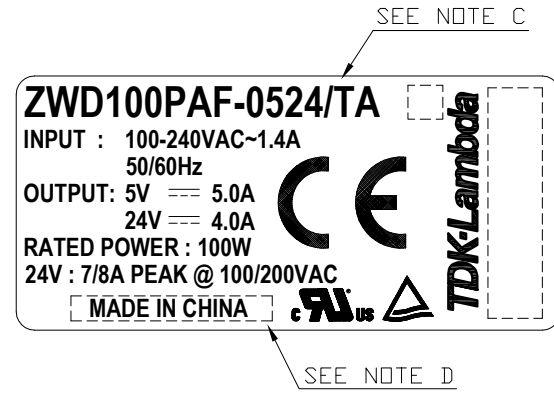


== NAME PLATE ==



CONNECTOR USED :

PART DESCRIPTION	PART NAME	MANUFACTURER	QTY
PIN HEADER (OUTPUT SIDE CN3)	B2B-XH-A	JST	1

RECOMMENDED HOUSING & TERMINAL PIN :

\* NOT INCLUDED WITH THE PRODUCT.

PART DESCRIPTION	PART NAME	MANUFACTURER	QTY
SOCKET HOUSING (CN3)*1	XHP-2	JST	1
TERMINAL PINS (CN3)*1	BXH-001T-P0.6 OR SXH-001T-P0.6	JST	2

HAND CRIMPING TOOL : YC-110R OR YRS-110 CN3 MANUFACTURER : JST

\*1 APPLICABLE ONLY WHEN USING REMOTE ON/OFF

== NOTE ==

- A. M4 EMBOSSED TAPPED & COUNTERSUNK HOLES (6) ARE FOR CUSTOMER'S CHASSIS MOUNTING. SCREW MUST NOT PROTRUDE INTO POWER SUPPLY BY MORE THAN 6mm.
- B. Ø4.5 HOLES (3) AND R2.25 SLOT HOLES (2) ARE FOR CUSTOMER'S CHASSIS MOUNTING. (USE M4 MOUNTING SCREW)
- C. MODEL NAME, INPUT VOLTAGE RANGE, AVERAGE OUTPUT POWER, NOMINAL OUTPUT VOLTAGE, AVERAGE OUTPUT CURRENT AND PEAK OUTPUT CURRENT ARE SHOWN HERE IN ACCORDANCE WITH THE SPECIFICATIONS.

- D. COUNTRY OF MANUFACTURER WILL BE SHOWN HERE.
- E. FG IS FOR SAFETY GROUND CONNECTION.
- F. CN3 IS NORMALLY SHORTED BY JM-2W-96(JST). IF USING REMOTE ON/OFF, REMOVE JM-2W-96 AND REFER TO THE TABLE FOR RECOMMENDED HOUSING AND TERMINAL PIN.

(unit : mm)

MODEL NAME	ZWD100PAF/TA
<b>TDK-Lambda</b>	
PA572-02-01/TA-D	