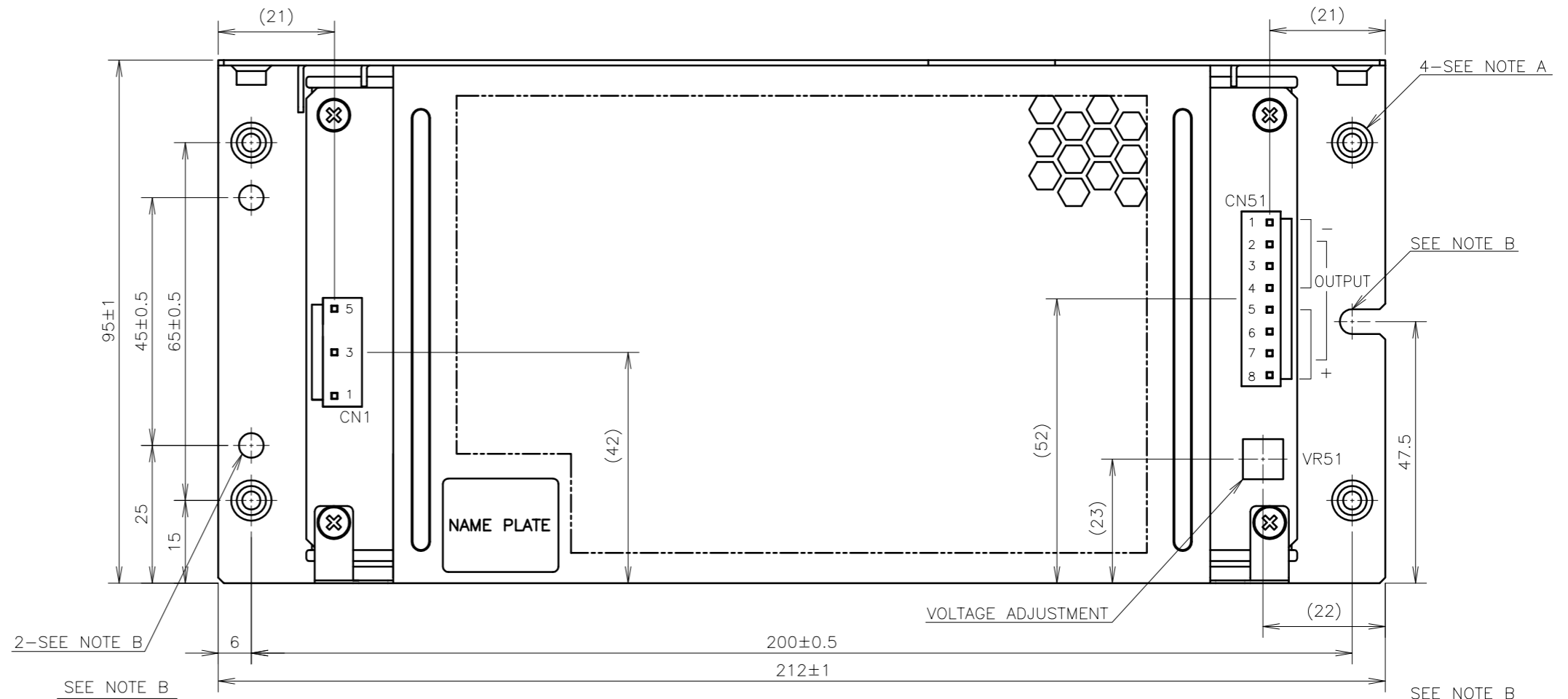
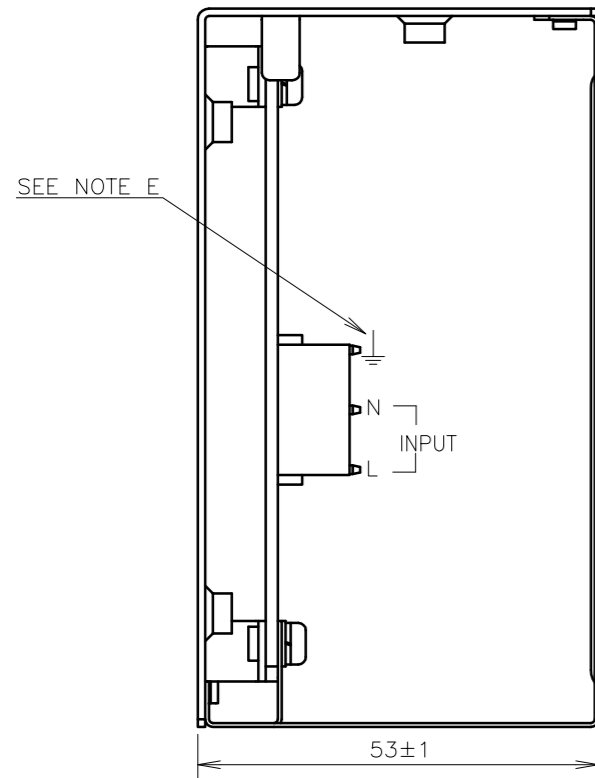


NOTES

- A: M4 EMBOSSED TAPPED & COUNTERSINK HOLES (6) ARE FOR CUSTOMER'S CHASSIS MOUNTING.
- B:  $\phi 4.5$  HOLES (3) AND R2.25 SLOT HOLES (2) ARE FOR CUSTOMER'S CHASSIS MOUNTING HOLES.
- C: MODEL NAME, INPUT VOLTAGE RANGE, NOMINAL OUTPUT VOLTAGE, AND MAXIMUM OUTPUT CURRENT ARE SHOWN HERE IN ACCORDANCE WITH THE SPECIFICATIONS.

D: COUNTRY OF MANUFACTURE WILL BE SHOWN HERE.

E:  $\perp$  IS PROTECTIVE BONDING TERMINAL.



CONNECTORS USED:

PART DESCRIPTION	PART NAME	MANUFACT.	QTY
PIN HEADER (INPUT SIDE CN1)	B3P5-VH	JST	1
PIN HEADER (OUTPUT SIDE CN51)	B8P-VH	JST	1

MATCHING HOUSINGS (NOT INCLUDED WITH THE PRODUCT):

PART DESCRIPTION	PART NAME	MANUFACT.	QTY
SOCKET HOUSING (CN1)	VHR-5N	JST	1
SOCKET HOUSING (CN51)	VHR-8N	JST	1

MATCHING PINS & TOOL (NOT INCLUDED WITH THE PRODUCT):

■ INPUT SIDE (CN1)

PART DESCRIPTION	PART NAME	MANUFACT.	QTY
TERMINAL PINS	SVH-21T-P1.1	JST	3
	BVH-21T-P1.1		
HAND CRIMPING TOOL	YC-160R	JST	-

■ OUTPUT SIDE (CN51)

DEPENDENT ON THE REQUIRED OUTPUT CURRENT, SELECT THE TERMINAL PIN (1) OR (2).

(1) WHEN EACH CONNECTOR PIN USED AT OUTPUT CURRENT IS LESS THAN 5A.

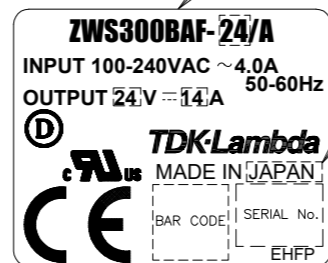
PART DESCRIPTION	PART NAME	MANUFACT.	QTY
TERMINAL PINS	SVH-21T-P1.1	JST	8
	BVH-21T-P1.1		
HAND CRIMPING TOOL	YC-160R	JST	-

(2) WHEN EACH CONNECTOR PIN USED AT OUTPUT CURRENT IS LESS THAN 7A.

PART DESCRIPTION	PART NAME	MANUFACT.	QTY
TERMINAL PINS	SVH-41T-P1.1	JST	8
	BVH-41T-P1.1		
HAND CRIMPING TOOL	YC-930R	JST	-



NAME PLATE SEE NOTE C



SEE NOTE D

SCALE FOR NAME PLATE : 2/1

(unit : mm)

MODEL NAME	ZWS300BAF/A
<b>TDK-Lambda</b>	
A254-02-01/A-B	