

DLP240-24-1 SPECIFICATIONS

CA736-01-01D

This specifications sheet also apply to option model /E/EJ

ITEMS		MODE	DLP240-24-1	
1	Nominal Output Voltage	V	24	
2	Maximum Output Current	A	10	
3	Maximum Output Power	W	240	
4	Efficiency (100/230VAC) (Typ) (* 1)	%	82/86	
5	Input Voltage Range (* 2)	-	85 ~ 265VAC (47-63Hz) or 120 ~ 370VDC	
6	Input Current (100/230VAC) (Typ) (* 1)	A	3.0/1.3	
7	Inrush Current (100/230VAC) (Typ) (* 3)	-	20A at 100VAC, 45A at 230VAC, Ta=25°C, Cold Start	
8	PFHC	-	Built to meet IEC61000-3-2	
9	Power Factor (Typ) (* 1)	-	0.99 / 0.95	
10	Output Voltage Range	V	21.6~28	
11	Maximum Ripple & Noise (* 4)	0≤Ta≤60°C	mV	240
		-10≤Ta<0°C	mV	360
12	Maximum Line Regulation (* 4, 5)	mV	120	
13	Maximum Load Regulation (* 4, 6)	mV	192	
14	Temperature Coefficient	-	Less than 0.05%/°C	
15	Over Current Protection (* 7)	A	10.5~	
16	Over Voltage Protection (* 8)	V	30.0~35.0	
17	Hold-Up Time (100/230VAC) (* 1)	-	20ms /30ms	
18	Leakage current (* 9)	-	Less than 0.75mA	
19	Parallel Operation	-	-	
20	Series Operation	-	Possible	
21	Operating Temperature (* 10)	-	85VAC~170VAC :- 10 ~ + 60 °C , Convection: -10 ~ +50°C (100%); 60°C (60%) 170VAC~265VAC :- 10 ~ + 70 °C , Convection: -10 ~ +55°C (100%); 70°C (60%)	
22	Operating Humidity	-	30 ~ 90 %RH (No dewdrop)	
23	Storage Temperature	-	- 30 ~ +85°C	
24	Storage Humidity	-	10 ~ 95%RH (No dewdrop)	
25	Cooling	-	Convection cooling	
26	Withstand Voltage	-	Input - Output : 3.0kVAC, Input - FG : 2.0kVAC (20mA) for 1min Output - FG : 500VAC (100mA) for 1min.	
27	Isolation Resistance	-	More than 100M Ω at Ta=25°C and 70%RH, Output - FG : 500VDC	
28	Vibration	-	At no operating and with DIN RAIL 10~55Hz(Sweep for 1min) 9.8m/s ² Constant, X, Y, Z each 1hour	
29	Shock (In package)	-	Less than 196m/s ²	
30	Safety	-	Approved by UL60950-1, CSA60950-1, EN60950-1, UL508, CSA C22.2 No14, EN60529 IP20, EN50178 CATEGORY III(Primary), Built to meet DENAN	
31	EMI	-	Built to meet VCCI-B, FCC-ClassB, EN55011/EN55022-B	
32	Immunity	-	Built to meet IEC61000-6-2 (IEC61000-4-2,-3,-4,-5,-6,-8,-11)	
33	Weight (Typ)	g	1000	
34	Size (W.H.D.)	mm	120x97x110 (Refer to Outline Drawing)	

* Read instruction manual carefully , before using the power supply unit.

= NOTES=

* 1 : At 100/230VAC and maximum output power, Ta = 25°C.

* 2 : For cases where conformance to various safety specs (UL, CSA, EN) are required, to be described as 100 - 240VAC, 50 / 60Hz on name plate.

* 3 : Not applicable for the in-rush current to Noise Filter for less than 0.2ms.

* 4 : Please refer to Fig A for measurement of line & load regulation and output ripple voltage. (Measure with JEITA RC-9131 probe)

* 5 : 85 - 265VAC, constant load.

* 6 : No load - Full load(Maximum power), constant input voltage.

* 7 : Constant current limit with automatic recovery.

Avoid to operate at overload or dead short for more than 30seconds.

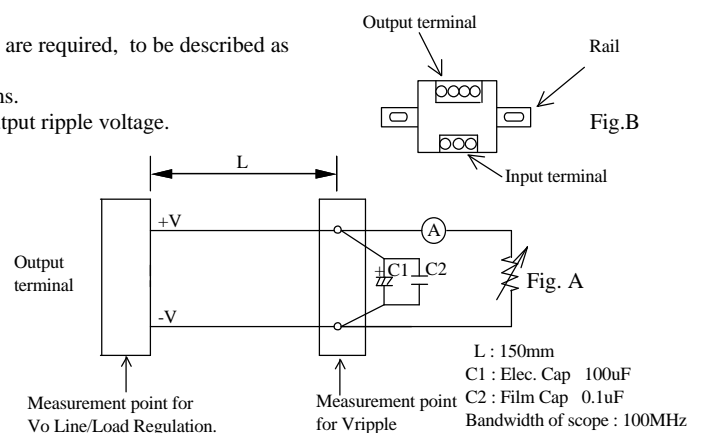
* 8 : OVP circuit will shutdown output, manual reset. (Re power on)

* 9 : Measured by each measuring method of UL, CSA, EN and DENAN (at 60Hz).

*10: At standard mounting method, Fig B.

- Load(%) is percent of maximum output load (Item2 and 3), do not exceed derating in both Maximum Output Current and Power.

-For standard mounting, refer to derating curve (CA736-01-02_)



DLP240-24-1 OUTPUT DERATING

CA736-01-02

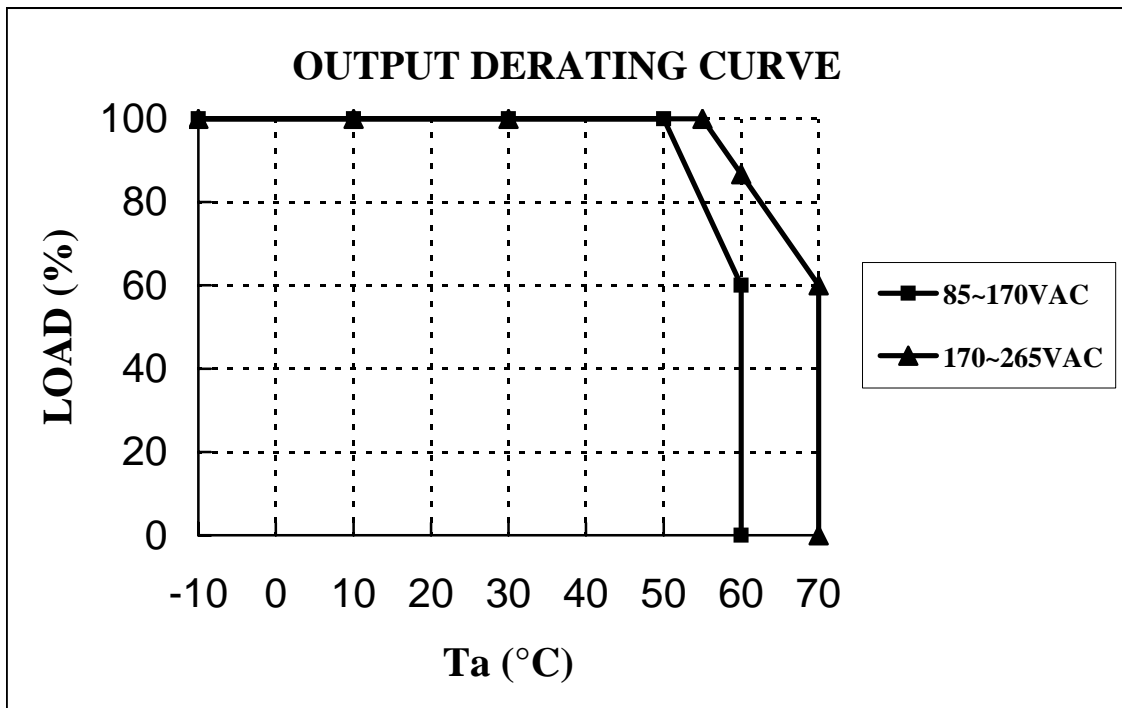
(This specifications sheet also apply to option model /E,/EJ)

DLP240-24-1

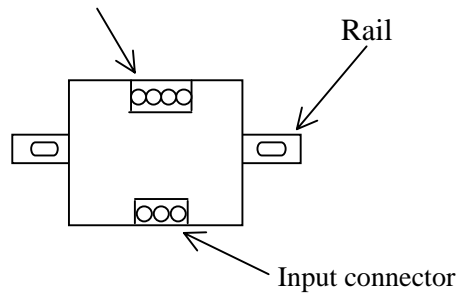
*COOLING: CONVECTION COOLING

MOUNTING: STANDARD MOUNTING

Ta(°C)	LOADING CONDITION(%)	
	85VAC~170VAC	170VAC~265VAC
-10~50	100	100
55	80	100
60	60	86.7
70	---	60



Output connector



STANDARD MOUNTING