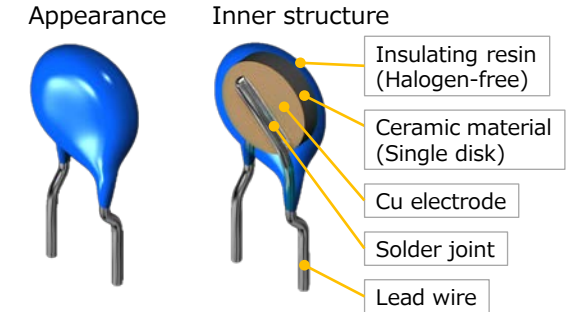


# CK45 series : Commercial grade

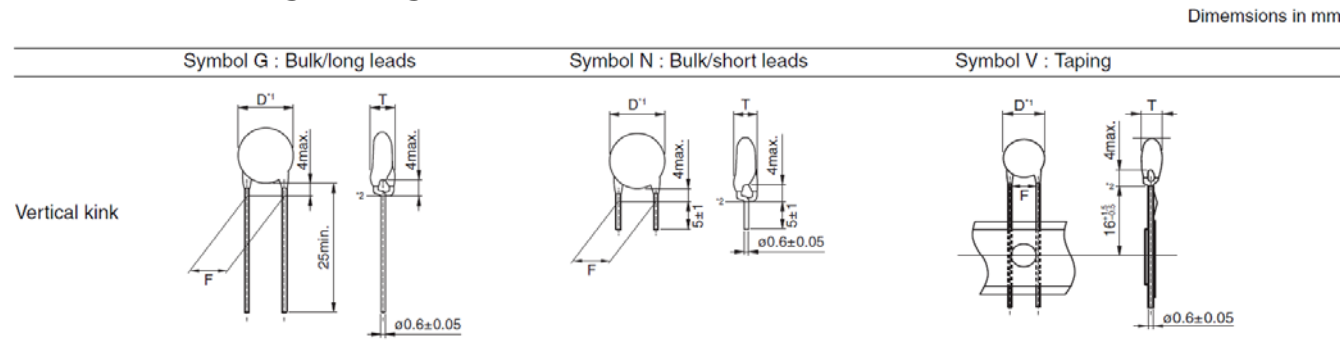
## <FEATURES>

- > Conform to RoHS directive due to lead(Pb) free of lead-wire and internal solder material.
- > Compatible with halogen-free external resin coating.



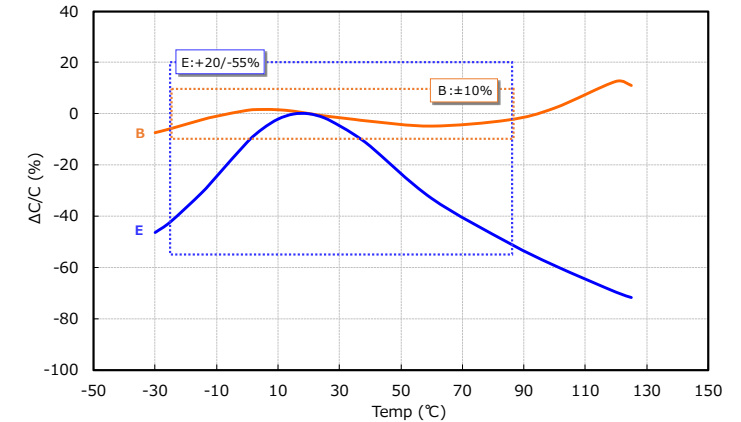
<PART NUMBER>		CK45	-B	3AD	102	K	Y	□	N	A
		Series name*	Temperature characteristics	Rated voltage	Nominal capacitance	Capacitance tolerance	Class	Lead-wire type	Application classification	Internal code
	-B		±10%	3AD 1kV DC	101 100pF	K ±10%		G Long lead	N General	A Halogen-free
	-E		+20, -55%	3DD 2kV DC	222 2,200pF	Z +80, -20%		N Short lead		
				3FD 3kV DC	103 10,000pF			V Taping		

## < LEAD-WIRE SHAPES >



TDK's standard product is vertical kink. TDK recommends short leads for bulk products.  
 \*1 Body diameter (D) is reference value if D is smaller than maximum dimension of lead to lead distance (F).  
 \*2 Coating on leads shall not extend beyond the bottom of vertical kink.

## <TEMPERATURE CHARACTERISTICS>



# CK45 series : Commercial grade

Rated Voltage: 1kV DC

Capacitance (pF)	Temperature characteristic B	Part No.	Dimensions (mm)			Temperature characteristic E	Part No.	Dimensions (mm)		
			D max.	T max.	F			D max.	T max.	F
100		CK45-B3AD101KY*NA	(5.5)	5.0	5.0±1.5					
150		CK45-B3AD151KY*NA	(5.5)	5.0	5.0±1.5					
220		CK45-B3AD221KY*NA	(5.5)	5.0	5.0±1.5					
330		CK45-B3AD331KY*NA	(5.5)	5.0	5.0±1.5					
470		CK45-B3AD471KY*NA	(5.5)	5.0	5.0±1.5		CK45-E3AD471ZY*NA	(5.5)	5.0	5.0±1.5
680		CK45-B3AD681KY*NA	(5.5)	5.0	5.0±1.5					
1,000		CK45-B3AD102KY*NA	(6.0)	5.0	5.0±1.5		CK45-E3AD102ZY*NA	(5.5)	5.0	5.0±1.5
1,500		CK45-B3AD152KY*NA	7.0	5.0	5.0±1.5					
2,200		CK45-B3AD222KY*NA	8.5	5.0	5.0±1.5		CK45-E3AD222ZY*NA	(6.5)	5.0	5.0±1.5
3,300		CK45-B3AD332KY*NA	9.5	5.0	5.0±1.5					
4,700		CK45-B3AD472KY*NA	11.0	5.0	5.0±1.5		CK45-E3AD472ZY*NA	8.5	5.0	5.0±1.5
6,800										
10,000							CK45-E3AD103ZY*NA	11.5	5.0	7.5±1.5

\* Body diameter (D) is reference value if D is smaller than maximum dimension of lead to lead distance (F).

CK45 series lineup

[https://product.tdk.com/en/search/capacitor/ceramic/lead-disc/list#tag%5B%5D=com\\_ck45&l=100&p=1&c=part\\_no-part\\_no&d=0](https://product.tdk.com/en/search/capacitor/ceramic/lead-disc/list#tag%5B%5D=com_ck45&l=100&p=1&c=part_no-part_no&d=0)

# CK45 series : Commercial grade

Rated Voltage: 2kV DC

Capacitance (pF)	Temperature characteristic B	Part No.	Dimensions (mm)			Temperature characteristic E	Part No.	Dimensions (mm)		
			D max.	T max.	F			D max.	T max.	F
100		CK45-B3DD101KY*NA	(5.5)	5.0	5.0±1.5					
150		CK45-B3DD151KY*NA	(5.5)	5.0	5.0±1.5					
220		CK45-B3DD221KY*NA	(5.5)	5.0	5.0±1.5					
330		CK45-B3DD331KY*NA	(5.5)	5.0	5.0±1.5					
470		CK45-B3DD471KY*NA	(5.5)	5.0	5.0±1.5		CK45-E3DD471ZY*NA	(5.5)	5.0	5.0±1.5
680		CK45-B3DD681KY*NA	(6.5)	5.0	5.0±1.5					
1,000		CK45-B3DD102KY*NA	7.5	5.0	5.0±1.5		CK45-E3DD102ZY*NA	(6.0)	5.0	5.0±1.5
1,500		CK45-B3DD152KY*NA	8.5	5.0	5.0±1.5					
2,200		CK45-B3DD222KY*NA	10.0	5.0	5.0±1.5		CK45-E3DD222ZY*NA	8.0	5.0	5.0±1.5
3,300		CK45-B3DD332KY*NA	11.5	5.0	7.5±1.5					
4,700		CK45-B3DD472KY*NA	14.0	5.0	7.5±1.5		CK45-E3DD472ZY*NA	10.5	5.0	5.0±1.5
6,800										
10,000							CK45-E3DD103ZY*NA	14.5	5.0	7.5±1.5

\* Body diameter (D) is reference value if D is smaller than maximum dimension of lead to lead distance (F).

CK45 series lineup

[https://product.tdk.com/en/search/capacitor/ceramic/lead-disc/list#tag%5B%5D=com\\_ck45&l=100&p=1&c=part\\_no-part\\_no&d=0](https://product.tdk.com/en/search/capacitor/ceramic/lead-disc/list#tag%5B%5D=com_ck45&l=100&p=1&c=part_no-part_no&d=0)

# CK45 series : Commercial grade

Rated Voltage: 3kV DC

Capacitance (pF)	Temperature characteristic B	Part No.	Dimensions (mm)			Temperature characteristic E	Part No.	Dimensions (mm)		
			D max.	T max.	F			D max.	T max.	F
100		CK45-B3FD101KY*NA	(5.5)	6.0	7.5±1.5					
150		CK45-B3FD151KY*NA	(5.5)	6.0	7.5±1.5					
220		CK45-B3FD221KY*NA	(5.5)	6.0	7.5±1.5					
330		CK45-B3FD331KY*NA	(6.5)	6.0	7.5±1.5					
470		CK45-B3FD471KY*NA	(7.0)	6.0	7.5±1.5		CK45-E3FD471ZY*NA	(6.0)	6.0	7.5±1.5
680		CK45-B3FD681KY*NA	(8.0)	6.0	7.5±1.5					
1,000		CK45-B3FD102KY*NA	(9.0)	6.0	7.5±1.5		CK45-E3FD102ZY*NA	(7.5)	6.0	7.5±1.5
1,500		CK45-B3FD152KY*NA	10.5	6.0	7.5±1.5					
2,200		CK45-B3FD222KY*NA	12.5	6.0	7.5±1.5		CK45-E3FD222ZY*NA	9.5	6.0	7.5±1.5
3,300										
4,700							CK45-E3FD472ZY*NA	12.5	6.0	7.5±1.5
6,800										
10,000										

\* Body diameter (D) is reference value if D is smaller than maximum dimension of lead to lead distance (F).

CK45 series lineup

[https://product.tdk.com/en/search/capacitor/ceramic/lead-disc/list#tag%5B%5D=com\\_ck45&l=100&p=1&c=part\\_no-part\\_no&d=0](https://product.tdk.com/en/search/capacitor/ceramic/lead-disc/list#tag%5B%5D=com_ck45&l=100&p=1&c=part_no-part_no&d=0)

