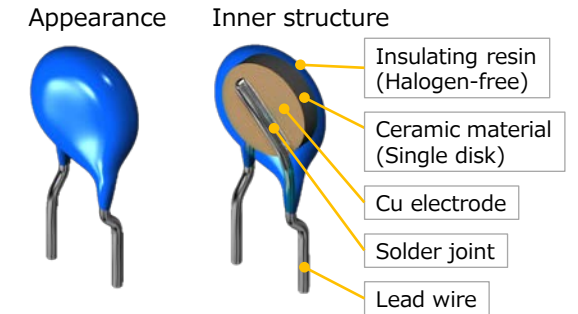



CS45 series : Commercial grade / Safety standard approved

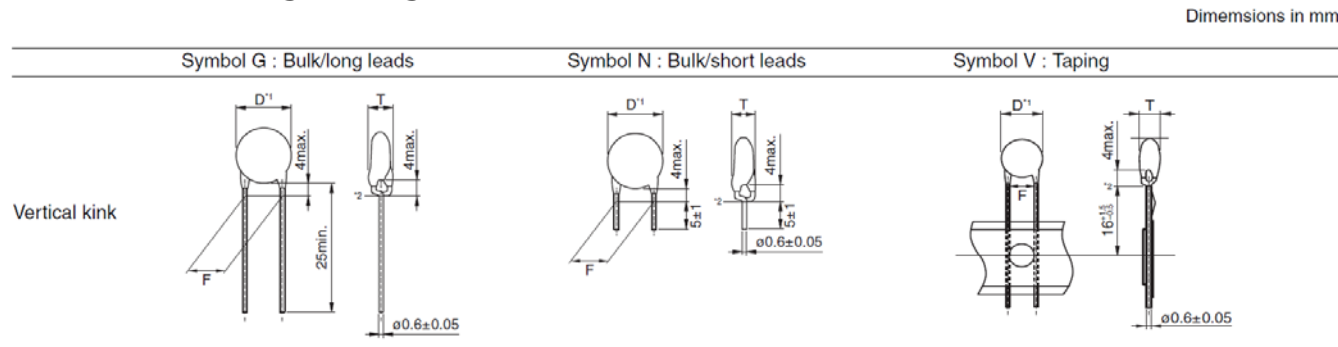
<FEATURES>

- > Compliant with IEC and the safety standards of various countries.
- > Withstand voltage is 2,600V AC.
- > Flame-resistant reinforced outer insulation prevents fires, electrical shock, and other potential hazards.
- > Conform to RoHS directive due to lead(Pb) free of lead-wire and internal solder material.
- > Compatible with halogen-free external resin coating.



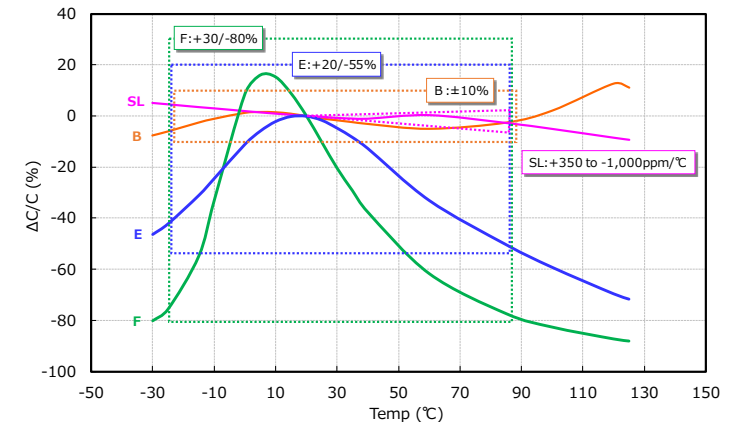
<PART NUMBER>	CS45	-E	2GA	102	M	-		K	A
	Series name*	Temperature characteristics	Rated voltage	Nominal capacitance	Capacitance tolerance		Lead-wire type	Application classification	Internal code
		-SL +350 to -1,000ppm/°C	2GA X1:440V AC Y2:300V AC	100 10pF 221 220pF 472 4,700pF	J ±5% K ±10% M ±20%		G Long lead N Short lead V Taping	K Safety standard approved	A Halogen-free
		-B ±10%							
		-E +20, -55%							
		-F +30, -80%							

< LEAD-WIRE SHAPES >



TDK's standard product is vertical kink. TDK recommends short leads for bulk products.
 *1 Body diameter (D) is reference value if D is smaller than maximum dimension of lead to lead distance (F).
 *2 Coating on leads shall not extend beyond the bottom of vertical kink.

<TEMPERATURE CHARACTERISTICS>



CS45 series : Commercial grade / Safety standard approved

Rated Voltage X1: 440V AC, Y2: 300V AC

Capacitance (pF)	Temperature characteristics				Part No.	Dimensions (mm)		
	SL	B	E	F		D max.	T max.	F
10	■				CS45SL2GA100J-*KA	(7.0)	5.0	7.5±1.5
15	■				CS45SL2GA150J-*KA	(7.0)	5.0	7.5±1.5
22	■				CS45SL2GA220J-*KA	(7.0)	5.0	7.5±1.5
33	■				CS45SL2GA330J-*KA	(7.0)	5.0	7.5±1.5
47	■				CS45SL2GA470J-*KA	(7.0)	5.0	7.5±1.5
68	■				CS45SL2GA680J-*KA	(7.5)	5.0	7.5±1.5
100		■			CS45-B2GA101K-*KA	(6.5)	5.0	7.5±1.5
150		■			CS45-B2GA151K-*KA	(6.5)	5.0	7.5±1.5
220		■			CS45-B2GA221K-*KA	(6.5)	5.0	7.5±1.5
330		■			CS45-B2GA331K-*KA	(6.5)	5.0	7.5±1.5
470		■			CS45-B2GA471K-*KA	(7.0)	5.0	7.5±1.5
680		■			CS45-B2GA681K-*KA	(8.0)	5.0	7.5±1.5
1,000			■		CS45-E2GA102M-*KA	(6.5)	5.0	7.5±1.5
1,500			■		CS45-E2GA152M-*KA	(7.5)	5.0	7.5±1.5
2,200			■		CS45-E2GA222M-*KA	(8.0)	5.0	7.5±1.5
3,300			■		CS45-E2GA332M-*KA	10.0	5.0	7.5±1.5
4,700			■		CS45-E2GA472M-*KA	11.0	5.0	7.5±1.5
10,000				■	CS45-F2GA103M-*KA	14.5	5.0	7.5±1.5

* Body diameter (D) is reference value if D is smaller than maximum dimension of lead to lead distance (F).

CS45 series lineup

https://product.tdk.com/en/search/capacitor/ceramic/lead-disc/list#tag%5B%5D=com_cs45&l=100&p=1&c=part_no-part_no&d=0

