

FA18NP02A100DNU06



Application

Automotive Grade

Series

FA18



Dimensions

- L 4mm Max.
- W 5.5mm Max.
- T 2.5mm Max.
- F 2.5mm +0.5,-0.2mm
- d 0.5mm +0.1,-0.03mm

Temperature Characteristic

-55 to 150°C 0+/-30ppm/°C

Rated Voltage

100Vdc

Capacitance

10pF

Capacitance Tolerance

+/-0.5pF

Q Factor

600 Min.

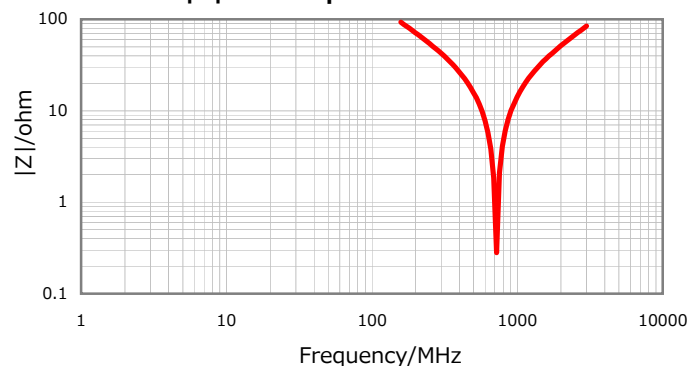
Insulation Resistance

10000Mohm Min.

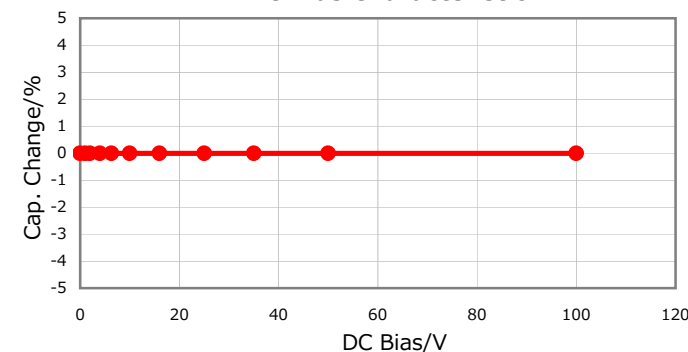
AEC-Q200

Yes

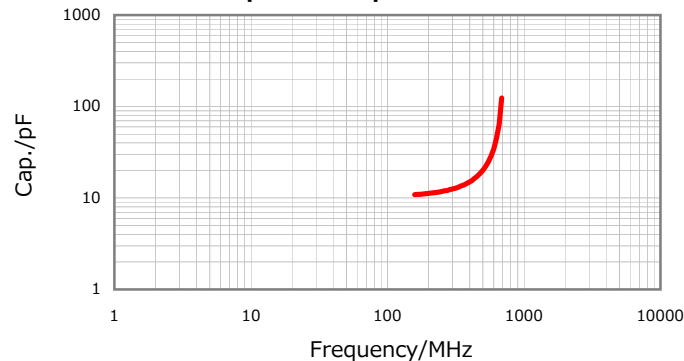
|Z| vs. Freq. Characteristic



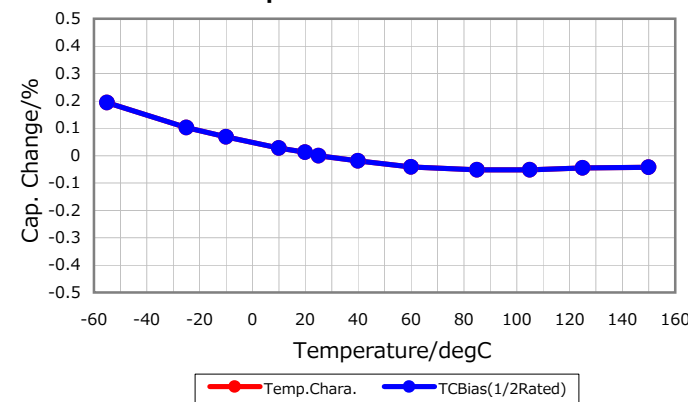
DC Bias Characteristic



Cap. vs. Freq. Characteristic



Temperature Characteristics



Characterization Sheet (MLCC with Dipped Radial Lead)



All specifications are subject to change without notice.

December 28, 2015