

FA20X7R1H105KNU06



Application

Automotive Grade

Series

FA20



Dimensions

- L 5.5mm Max.
- W 7mm Max.
- T 4mm Max.
- F 5mm +0.8,-0.2mm
- d 0.5mm +0.1,-0.03mm

Temperature Characteristic

-55 to 125°C +/-15%

Rated Voltage

50Vdc

Capacitance

1uF

Capacitance Tolerance

+/-10%

Dissipation Factor

3% Max.

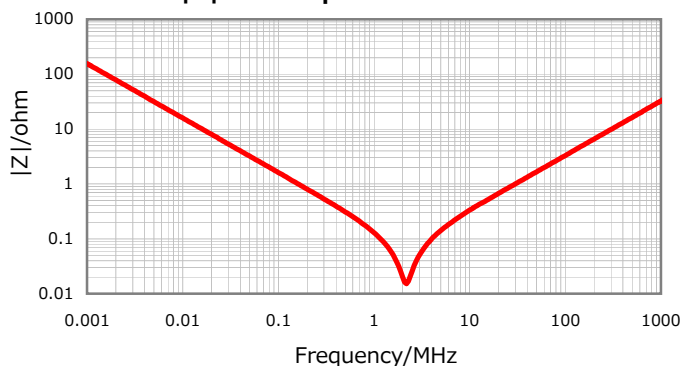
Insulation Resistance

500Mohm Min.

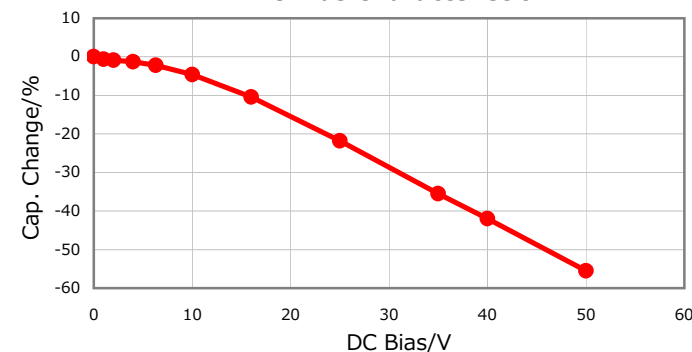
AEC-Q200

Yes

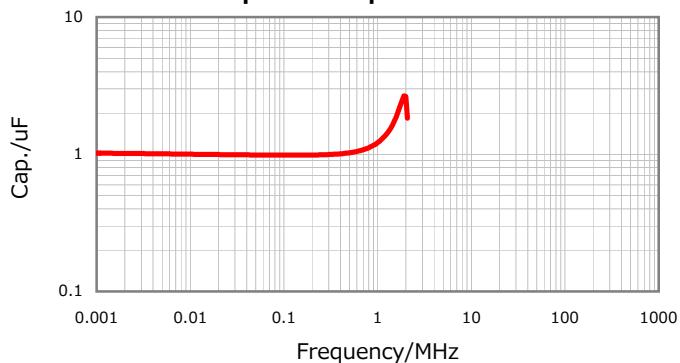
|Z| vs. Freq. Characteristic



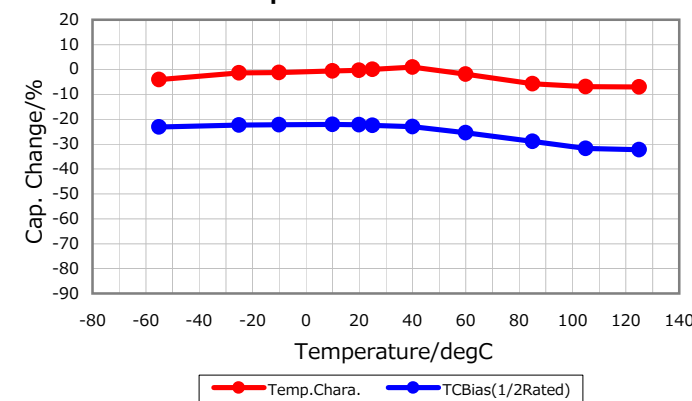
DC Bias Characteristic



Cap. vs. Freq. Characteristic



Temperature Characteristics



Characterization Sheet (MLCC with Dipped Radial Lead)



All specifications are subject to change without notice.

December 28, 2015