

FG18C0G1H030CNT00



Application

Commercial Grade

Series

FG18



Dimensions

- L 4mm Max.
- W 5.5mm Max.
- T 2.5mm Max.
- F 2.5mm +/-0.8mm
- d 0.5mm +0.1,-0.03mm
- l 7mm +/-2mm

Temperature Characteristic

-55 to 125°C 0+/-30ppm/°C

Rated Voltage

50Vdc

Capacitance

3pF

Capacitance Tolerance

+/-0.25pF

Q Factor

460 Min.

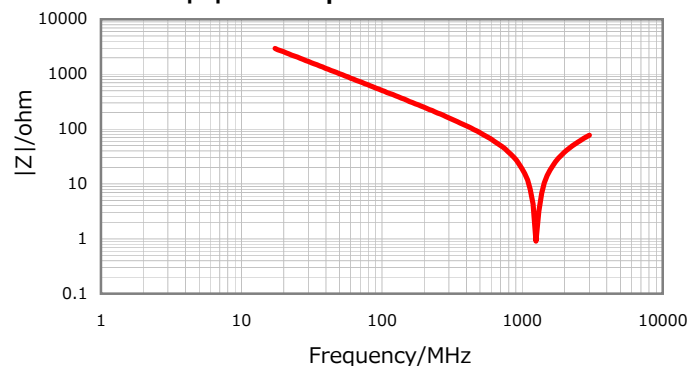
Insulation Resistance

10000Mohm Min.

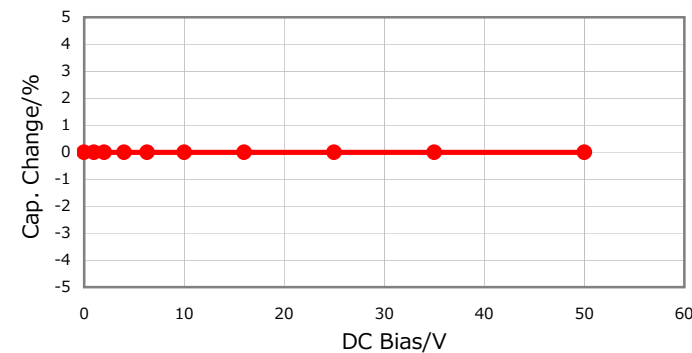
AEC-Q200

No

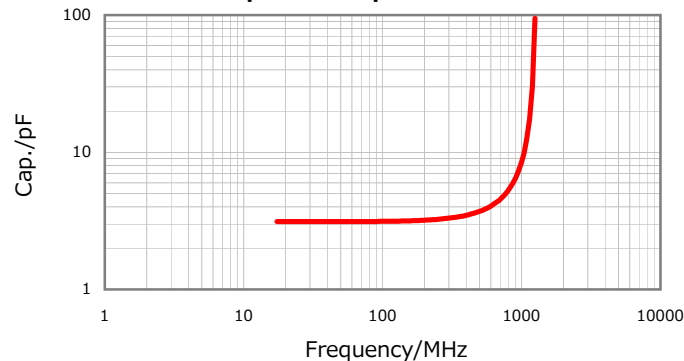
|Z| vs. Freq. Characteristic



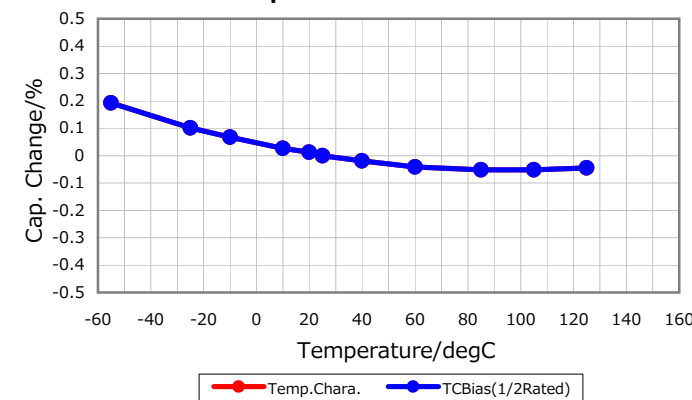
DC Bias Characteristic



Cap. vs. Freq. Characteristic



Temperature Characteristics



Characterization Sheet (MLCC with Dipped Radial Lead)



All specifications are subject to change without notice.

December 28, 2015