

# FG18C0G2A020CNT00



## Application

Commercial Grade

## Series

FG18



## Dimensions

- L 4mm Max.
- W 5.5mm Max.
- T 2.5mm Max.
- F 2.5mm +/-0.8mm
- d 0.5mm +0.1,-0.03mm
- l 7mm +/-2mm

## Temperature Characteristic

-55 to 125°C 0+/-30ppm/°C

## Rated Voltage

100Vdc

## Capacitance

2pF

## Capacitance Tolerance

+/-0.25pF

## Q Factor

440 Min.

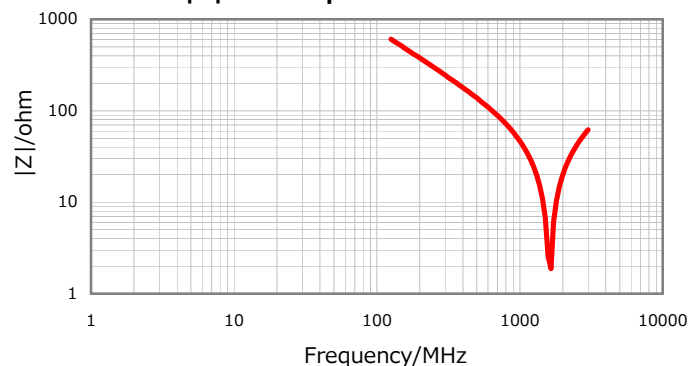
## Insulation Resistance

10000Mohm Min.

## AEC-Q200

No

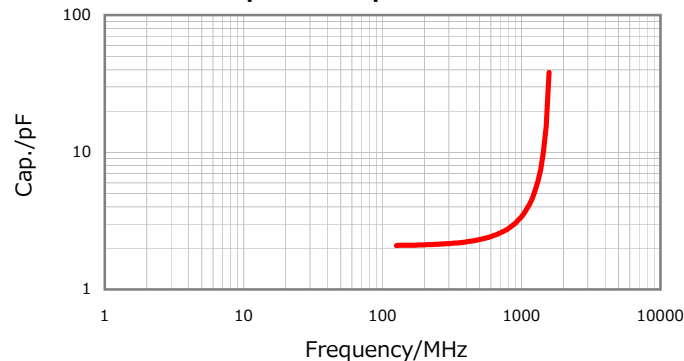
**|Z| vs. Freq. Characteristic**



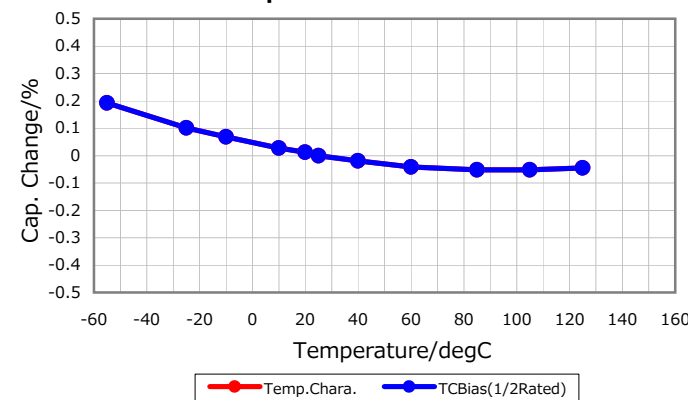
**DC Bias Characteristic**



**Cap. vs. Freq. Characteristic**



**Temperature Characteristics**



Characterization Sheet (MLCC with Dipped Radial Lead)



All specifications are subject to change without notice.

December 28, 2015