

C1005JB0G475K050BB

TDK Item Description : C1005JB0G475KT***



Application & Main Feature

Commercial Grade (General (Up to 50V))

Series

C1005 [EIA CC0402]



Dimensions

L 1.00mm +0.15,-0.1mm
 W 0.50mm +0.15,-0.1mm
 T 0.50mm +0.15,-0.1mm
 B 0.10mm Min.
 G 0.30mm Min.

Temperature Characteristic

JB (-25 to 85 degC +/-10%)

Rated Voltage

0G (4Vdc)

Capacitance

4.7uF

Capacitance Tolerance

K (+/-10%)

Dissipation Factor

10% Max.

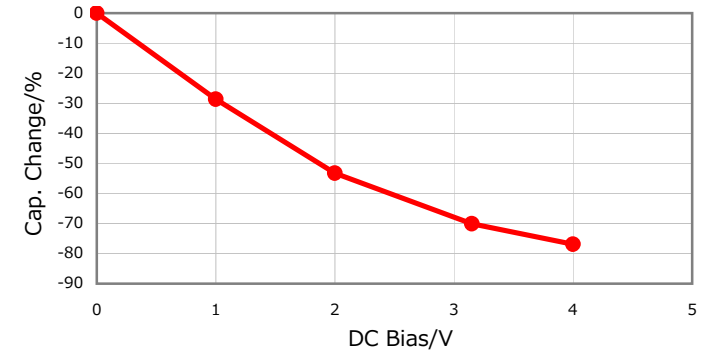
Insulation Resistance

21Mohm Min.

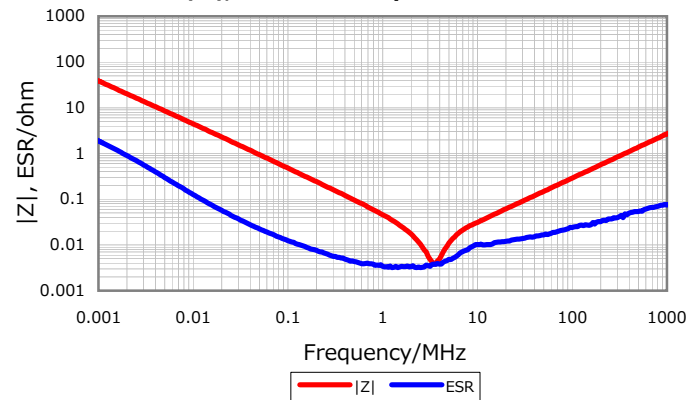
AEC-Q200

Not Applicable

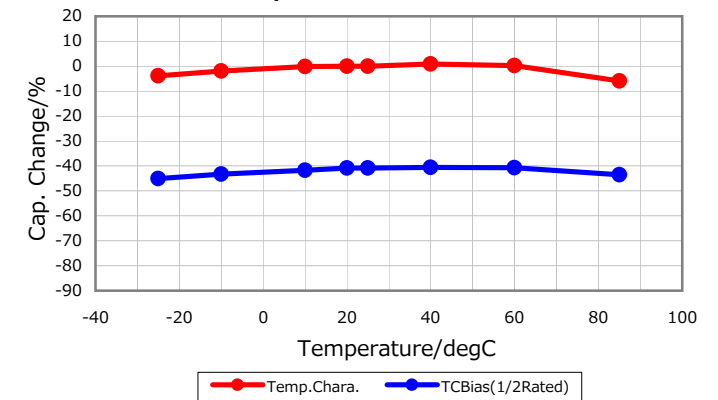
DC Bias Characteristic



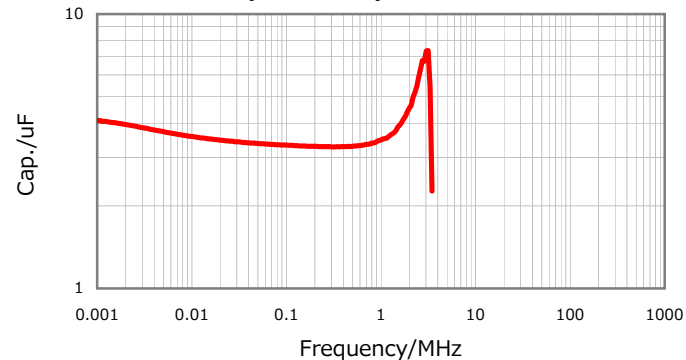
|Z|, ESR vs. Freq. Characteristics



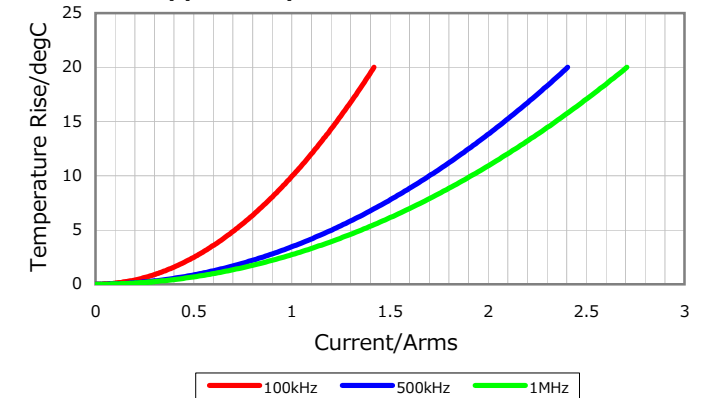
Temperature Characteristics



Cap. vs. Freq. Characteristic



Ripple Temperature Rise Characteristics



Characterization Sheet (Multilayer Ceramic Chip Capacitors)



All specifications are subject to change without notice.

January 3, 2016