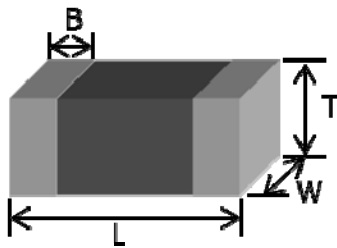


ESD Notch Filters : AVRF060W650MT102

Features

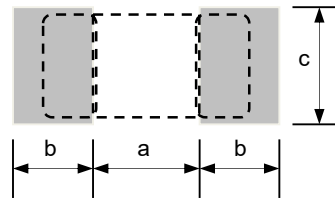
- Suppression of TDMA noise by wireless communications
- Improved receiver sensitivity for wireless communications
- Electronic circuits is protected from ESD with the adoption of varistor material
- Commercial grade
- Size : EIA0201 (0.6x0.3mm)
- High ESD durability : IEC61000-4-2, 8kV (Level4)
- Operating temperature range : -40°C ~ 85°C

Shapes & Dimensions



Unit / mm				
EIA	L	W	T	B
0201	0.6±0.03	0.3±0.03	0.3±0.03	0.1 Min.

Recommended PCB Pattern



Unit / mm			
EIA	a	b	c
0201	0.25 to 0.35	0.2 to 0.3	0.25 to 0.35

Product Identification

AVRF **06** **0W** **650** **M** **T** **102**
(1) **(2)** **(3)** **(4)** **(5)** **(6)** **(7)**

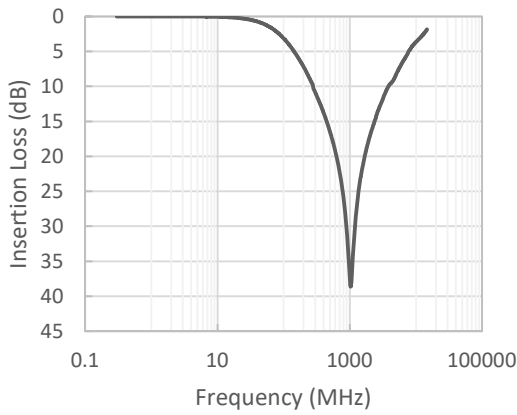
(1)	Series name / AVRF Series
(2)	Dimension / 06:0.6x0.3(mm)
(3)	Maximum continuous voltage / 0W : 5.5(V)
(4)	Capacitance / 650:65x10 ⁰ (pF)
(5)	Capacitance tolerance / M : ±20(%)
(6)	Packaging scheme / T : Taping
(7)	Notch Freq. / 102:10x10 ² (MHz)

Electrical Characteristics

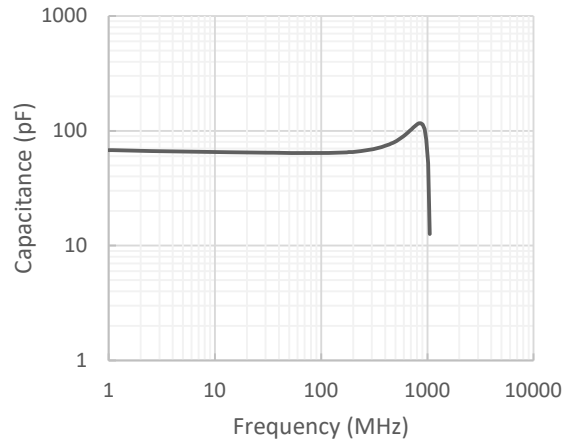
TDK Product Name	Insertion Loss	Rated voltage	Breakdown voltage	Capacitance	ESD durability IEC61000-4-2	Application
		DC	DC1mA	1MHz,1Vrms	150pF/330Ω	
	Min.	Max.				
	IL (dB)	Vdc (V)	Vbr (V)	C (pF)		
AVRF060W650MT102	20 (1.0GHz)	5.5	8(6.4~9.6)	65(52~78)	8kV (Level4)	Cellular

ESD Notch Filters : AVRF060W650MT102

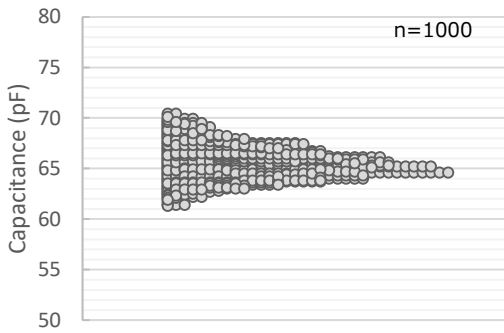
Insertion Loss



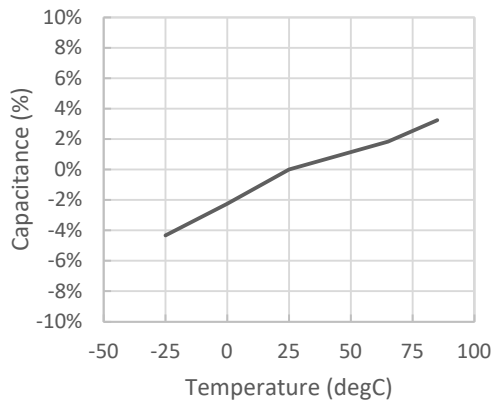
Capacitance - Freq.



Capacitance Dispersion

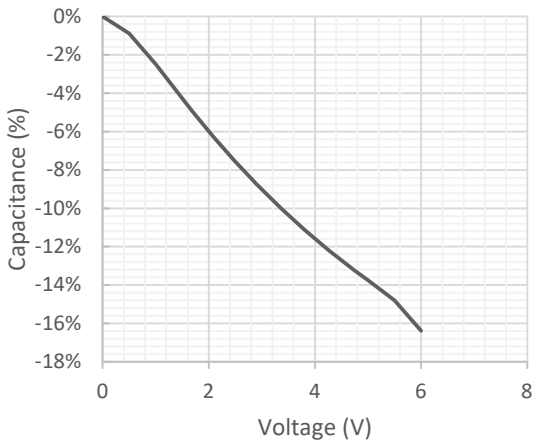


Capacitance - Temp. ※1MHz, 1Vrms

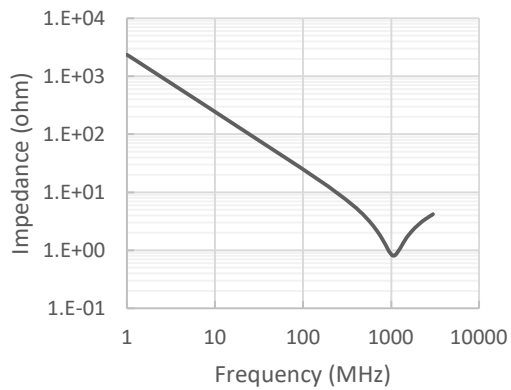


DC bias

※1MHz, 1Vrms

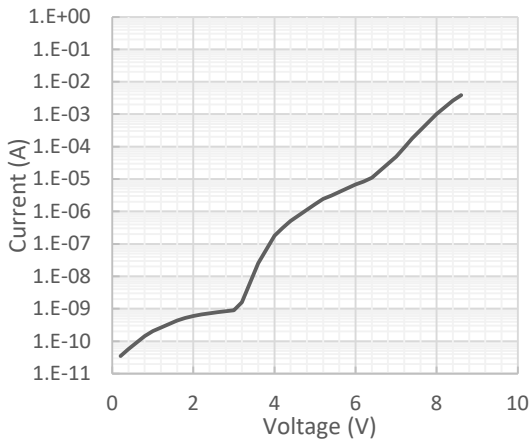


Impedance - Freq.

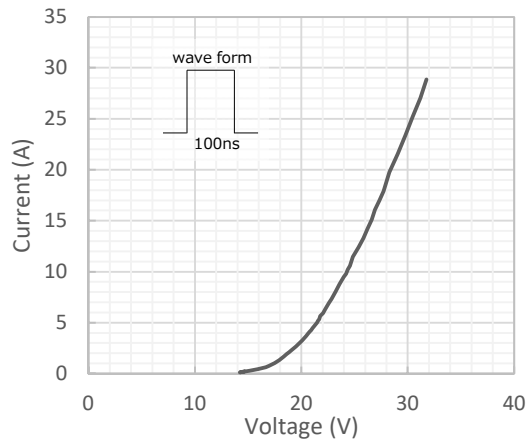


ESD Notch Filters : AVRF060W650MT102

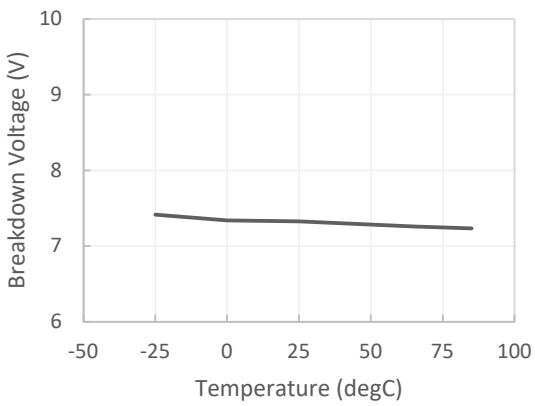
Current - Voltage



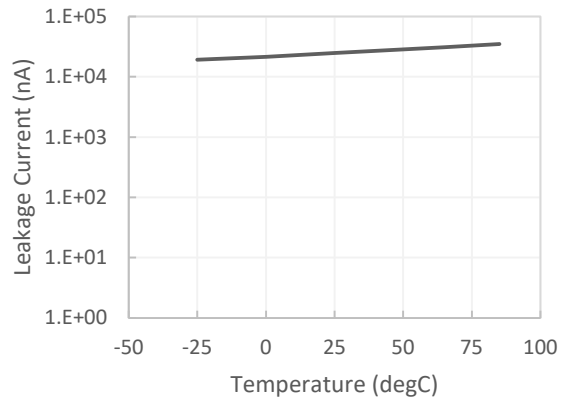
Current - Voltage (TLP)



Breakdown Voltage - Temp.



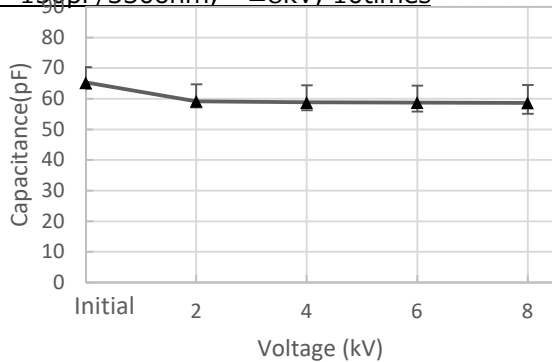
Leakage current - Temp.



※ Voltage : 5.5 V

ESD Discharge

▶ 150pF/330ohm, ~±8kV, 10times



※Criteria : Capacitance \geq 86 pF