

Inductors for decoupling circuits

Multilayer ferrite

MLJ-G series(for automotive PoC)



AEC-Q200

MLJ1005-G type



FEATURES

- The small multilayer inductor ideal for PoC (Power Over Coax) circuits.
- A wide band and high impedance characteristics are realized by the original circuit structure.
- It is suitable for high current applications due to its good DC superimposition characteristics due to the low loss ferrite material.
- Small reductions in volume due to its low resistance, and optimal for devices that require high sound quality as the generating of sound distortions is controlled.
- Operating temperature range: -55 to +125°C

APPLICATION

- PoC for in-vehicle use (cameras, DMS, etc.), audio line for equipment requiring high safety and high quality (security cameras, hearing aids, etc.)

PART NUMBER CONSTRUCTION

MLJ	1005	WG	H	R47	P	T	D25
Series name	L x W x H dimensions 1.0 x 0.5 x 0.5 mm	Characteristics	Internal code	Inductance (μH)	Inductance tolerance	Packaging style	Internal code


CHARACTERISTICS SPECIFICATION TABLE

L (μH)	L measuring conditions		DC resistance		Rated current		Part No.	
	Tolerance	Frequency (MHz)	Current (mA)	(Ω)typ.	(Ω)max.	105°C (mA)max.		125°C (mA)max.
0.27	±25%	25	1	0.53	0.69	480	400	MLJ1005WGHR27PTD25
0.36	±25%	25	1	0.66	0.86	430	300	MLJ1005WGHR36PTD25
0.47	±25%	25	1	0.88	1.15	350	250	MLJ1005WGHR47PTD25

Measurement equipment

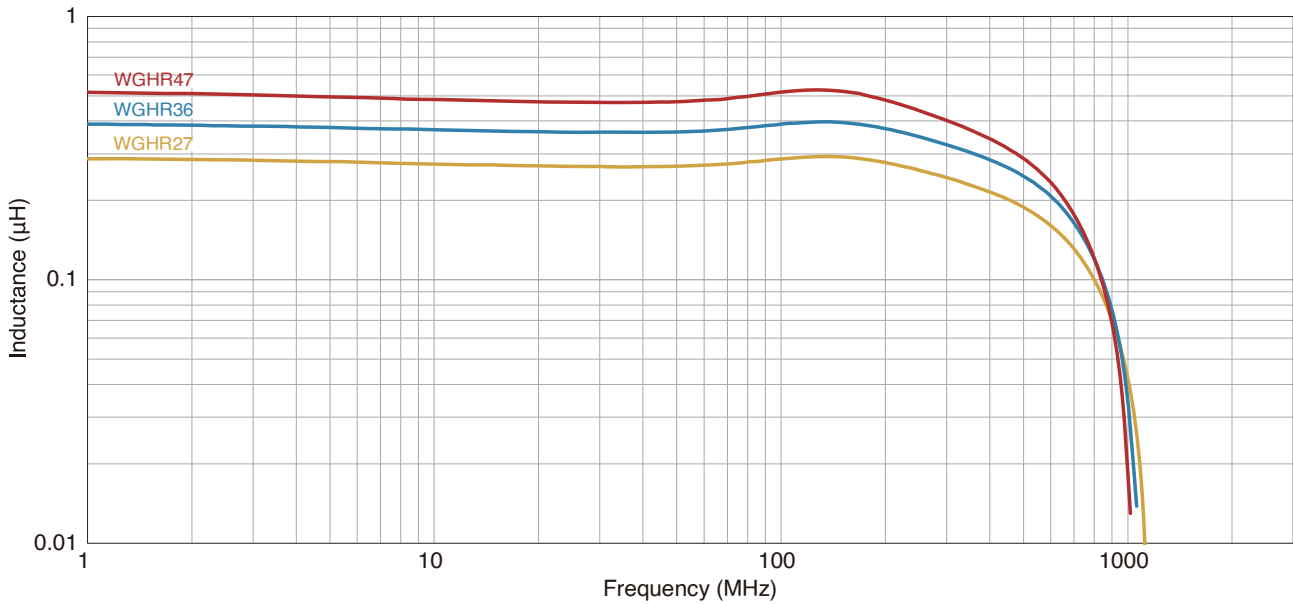
Measurement item	Product No.	Manufacturer
L	4294A+16034G	Keysight Technologies
DC resistance	Type-755611	Yokogawa

* Equivalent measurement equipment may be used.



MLJ1005-G type

■ L FREQUENCY CHARACTERISTICS

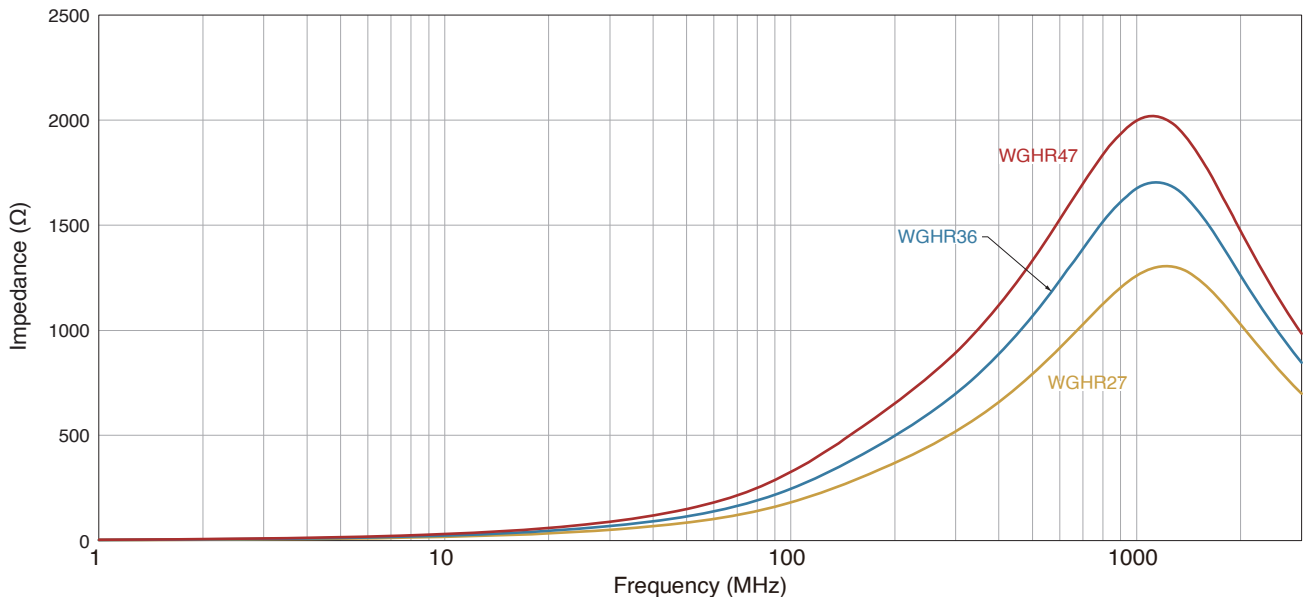


Measurement equipment

Product No.	Manufacturer
4991A+16192A	Keysight Technologies

* Equivalent measurement equipment may be used.

■ IMPEDANCE VS. FREQUENCY CHARACTERISTICS



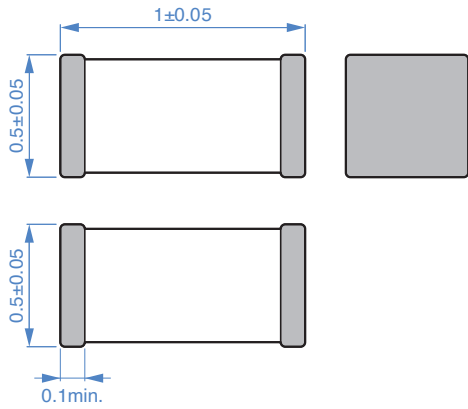
Measurement equipment

Product No.	Manufacturer
4991A+16192A	Keysight Technologies

* Equivalent measurement equipment may be used.

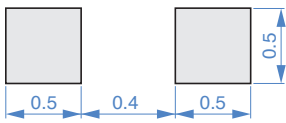
MLJ1005-G type

SHAPE & DIMENSIONS



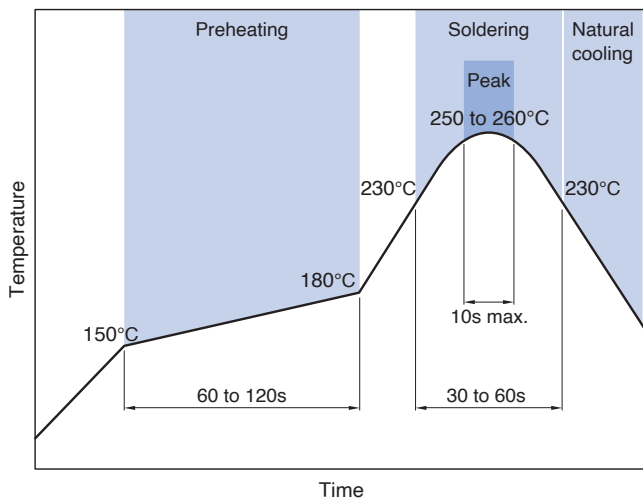
Dimensions in mm

RECOMMENDED LAND PATTERN



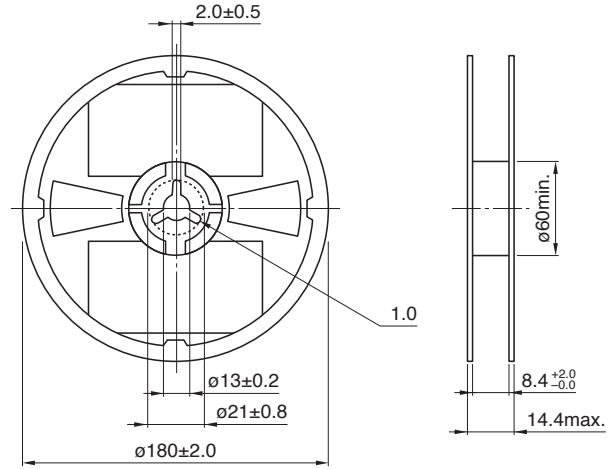
Dimensions in mm

RECOMMENDED REFLOW PROFILE



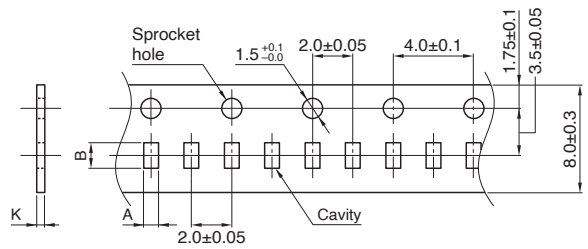
PACKAGING STYLE

REEL DIMENSIONS



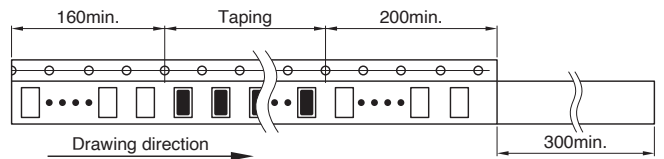
Dimensions in mm

TAPE DIMENSIONS



Dimensions in mm

Type	A	B	K
MLJ1005-G	0.65±0.1	1.15±0.1	0.8 max.



Dimensions in mm

PACKAGE QUANTITY

Package quantity	10000 pcs/reel
------------------	----------------

TEMPERATURE RANGE, INDIVIDUAL WEIGHT

Operating temperature range	Storage temperature range *	Individual weight
-55 to +125 °C	-55 to +125 °C	1 mg

* The storage temperature range is for after the assembly.

REMINDERS FOR USING THESE PRODUCTS

Before using these products, be sure to request the delivery specifications.

SAFETY REMINDERS

Please pay sufficient attention to the warnings for safe designing when using this products

REMINDERS

- The storage period is within 12 months. Be sure to follow the storage conditions (temperature: 5 to 40°C, humidity: 10 to 75% RH or less).
If the storage period elapses, the soldering of the terminal electrodes may deteriorate.
- Do not use or store in locations where there are conditions such as gas corrosion (salt, acid, alkali, etc.).
- Soldering corrections after mounting should be within the range of the conditions determined in the specifications.
If overheated, a short circuit, performance deterioration, or lifespan shortening may occur.
- When embedding a printed circuit board where a chip is mounted to a set, be sure that residual stress is not given to the chip due to the overall distortion of the printed circuit board and partial distortion such as at screw tightening portions.
- Self heating (temperature increase) occurs when the power is turned ON, so the tolerance should be sufficient for the set thermal design.
- Carefully lay out the coil for the circuit board design of the non-magnetic shield type.
A malfunction may occur due to magnetic interference.
- Use a wrist band to discharge static electricity in your body through the grounding wire.
- Do not expose the products to magnets or magnetic fields.
- Do not use for a purpose outside of the contents regulated in the delivery specifications.
- The products described in this catalog are intended to be installed in automobiles or automotive electronic equipment (AV equipment, telecommunications equipment, home appliances, amusement equipment, computer equipment, personal equipment, office equipment, measurement equipment, industrial robots) and to be used in automobiles (including the case where the said automotive product is mounted in a vehicle) or standard applications as general electronic equipment in automotive applications or standard applications as general electronic equipment in automotive applications in accordance with the scope and conditions described in this specification, while the said automotive or general electronic equipment including the said product is intended to be used in the usual operation and usage methods, respectively. Other than automotive or automotive products are not designed or warranted to meet the requirements of the applications listed below, whose performance and/or quality requires a more stringent level of safety or reliability, or whose failure, malfunction or defect could cause serious damage to society, person or property.
Please understand that we are not responsible for any damage or liability caused by use of the products in any of the applications below or for any other use exceeding the range or conditions set forth in this specification sheet.
If you intend to use the products in the applications listed below or if you have special requirements exceeding the range or conditions set forth in this specification, please contact us.

- | | |
|---|--|
| (1) Aerospace/aviation equipment | (7) Transportation control equipment |
| (2) Transportation equipment (electric trains, ships, etc.) | (8) Public information-processing equipment |
| (3) Medical equipment | (9) Military equipment |
| (4) Power-generation control equipment | (10) Electric heating apparatus, burning equipment |
| (5) Atomic energy-related equipment | (11) Disaster prevention/crime prevention equipment |
| (6) Seabed equipment | (12) Safety equipment |
| | (13) Other applications that are not considered general-purpose applications |

When designing your equipment even for general-purpose applications, you are kindly requested to take into consideration securing protection circuit/device or providing backup circuits in your equipment.