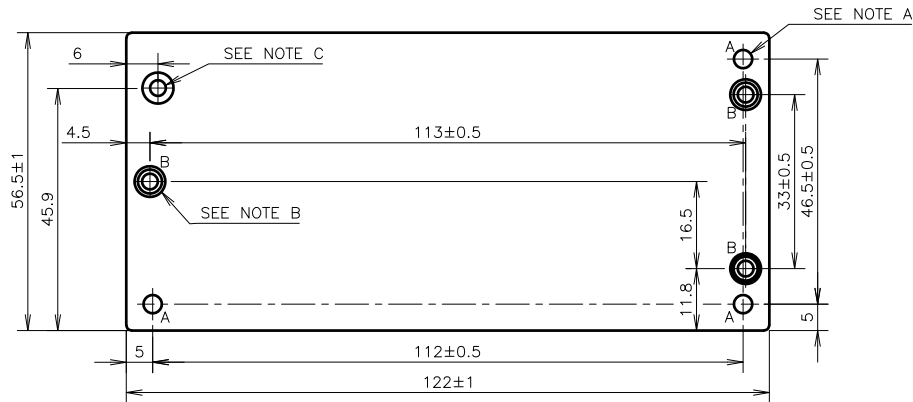
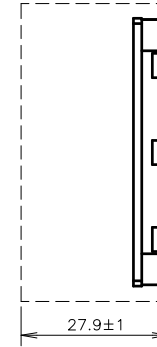
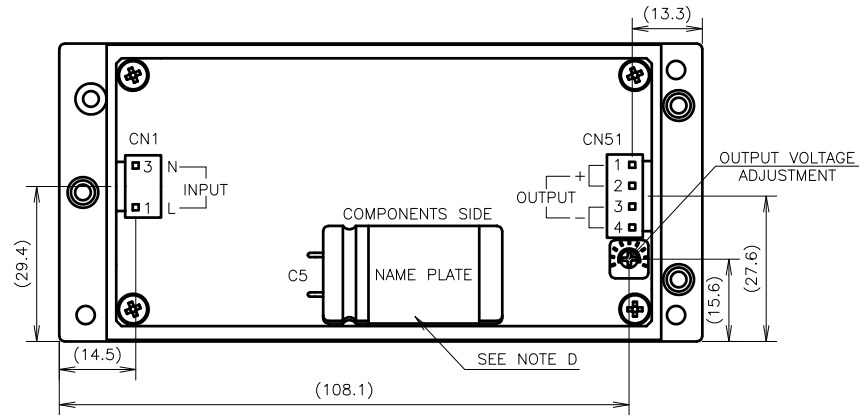


Unless otherwise specified dimensional tolerance as follows:

DIMENSION (mm)	TOLERANCE ± mm
L≤16	0.2
16<L≤63	0.2
63<L≤250	0.3
250<L	0.5



NOTE:

- A : $\phi 3.5$ HOLES FOR CUSTOMER CHASSIS MOUNTING.
- B : M3 TAPPED & EMBOSSED HOLES FOR CUSTOMER CHASSIS MOUNTING.
- C : M3 TAPPED & STANDOFF HOLES FOR FG CONNECTION.
- D : MODEL NAME, INPUT VOLTAGE RANGE, NOMINAL OUTPUT VOLTAGE, MAXIMUM OUTPUT CURRENT, SAFETY MARKING (FOR ONLY APPROVED PRODUCTS) AND COUNTRY OF MANUFACTURE ARE SHOWN HERE IN ACCORDANCE WITH THE SPECIFICATIONS.

CONNECTORS USED:

PART DESCRIPTION	PART NAME	MANUFACT.	QTY
PIN HEADER (INPUT SIDE CN1)	B2P3-VH(LF)(SN)	J.S.T	1
PIN HEADER (OUTPUT SIDE CN51)	B4P-VH(LF)(SN)	J.S.T	1

MATCHING HOUSINGS, PINS & TOOL (NOT INCLUDED WITH THE PRODUCT):

PART DESCRIPTION	PART NAME	MANUFACT.	QTY
SOCKET HOUSING(CN1)	VAR-2/VHR-3N	J.S.T	1
SOCKET HOUSING(CN51)	VHR-4N	J.S.T	1
TERMINAL PINS	SVH-41T-P1.1	J.S.T	6
	BVH-41T-P1.1		
HAND CRIMPING TOOL	YC-930R	J.S.T	-
	YC-931R		

(unit : mm)

MODEL NAME	CUS100MB/B
TDK-Lambda	

CA833-02-01/B-C