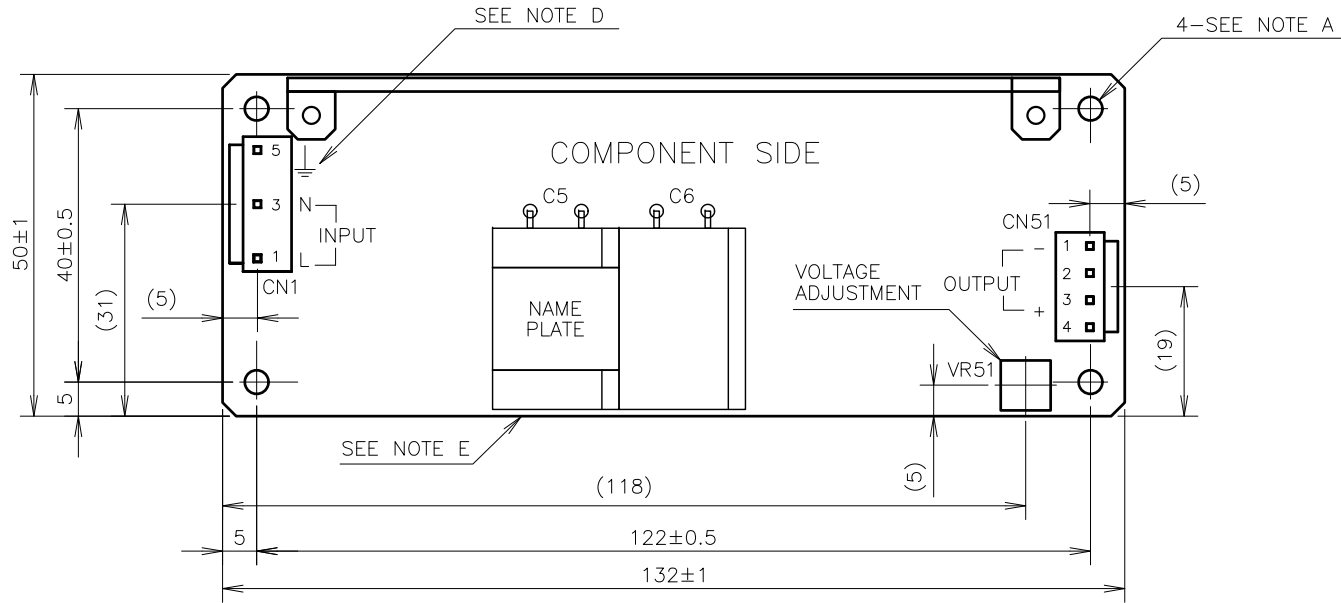
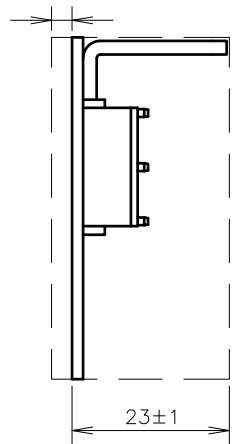


LEAD CUT  
LESS THAN 3mm



CONNECTORS USED:

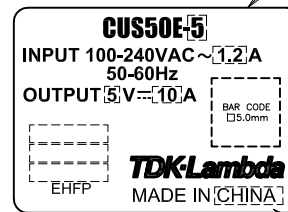
PART DESCRIPTION	PART NAME	MANUFACT.	QTY
PIN HEADER (INPUT SIDE CN1)	B3P5-VH	J.S.T.	1
PIN HEADER (OUTPUT SIDE CN51)	B4P-VH	J.S.T.	1

\*OUTPUT CURRENT OF EACH CONNECTOR PIN MUST BE LESS THAN 5A.

MATCHING HOUSINGS, PINS & TOOL (NOT INCLUDED WITH THE PRODUCT):

PART DESCRIPTION	PART NAME	MANUFACT.	QTY
SOCKET HOUSING (CN1)	VHR-5N	J.S.T.	1
SOCKET HOUSING (CN51)	VHR-4N	J.S.T.	1
TERMINAL PINS	SVH-21T-P1.1 BVH-21T-P1.1	J.S.T.	7
HAND CRIMPING TOOL	YC-160R	J.S.T.	-

NAME PLATE



SEE NOTE B

SEE NOTE C

SCALE FOR NAME PLATE : 2/1

NOTES

- A: 4- $\phi$ 3.5 HOLES ARE FOR CUSTOMER'S CHASSIS MOUNTING HOLES. ALL MUST BE SCREWED IN ORDER TO CONFORM THE VIBRATION SPEC.
- B: MODEL NAME, INPUT VOLTAGE RANGE, NOMINAL OUTPUT VOLTAGE, AND MAXIMUM OUTPUT CURRENT ARE SHOWN HERE IN ACCORDANCE WITH THE SPECIFICATIONS.
- C: COUNTRY OF MANUFACTURE WILL BE SHOWN HERE.
- D:  $\perp$  IS FOR SAFETY GROUND CONNECTION.
- E: TO KEEP THE DISTANCE MORE THAN 4mm BETWEEN PCB EDGE AND CUSTOMER'S CHASSIS.

(unit : mm)

MODEL NAME	CUS50E
<b>TDK-Lambda</b>	

CA821-02-01A