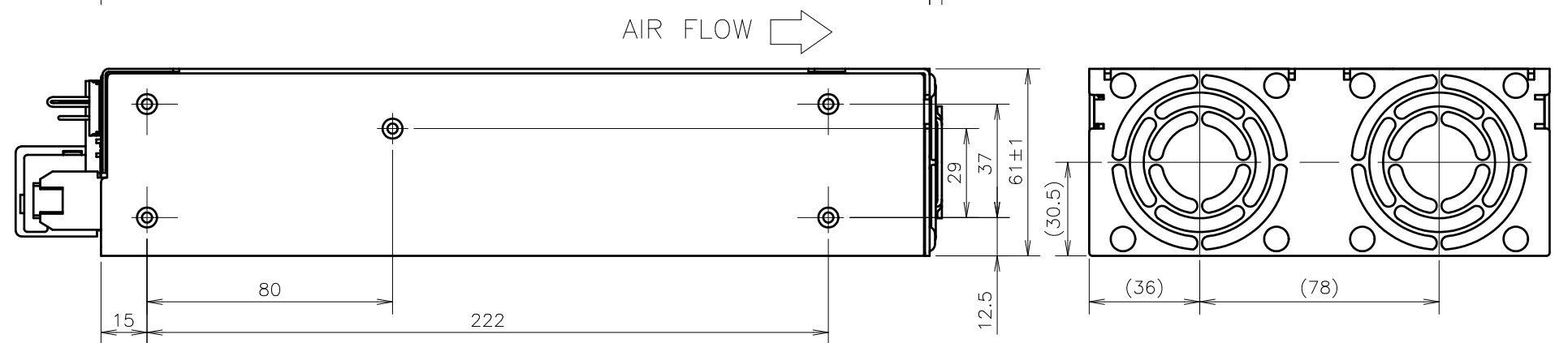
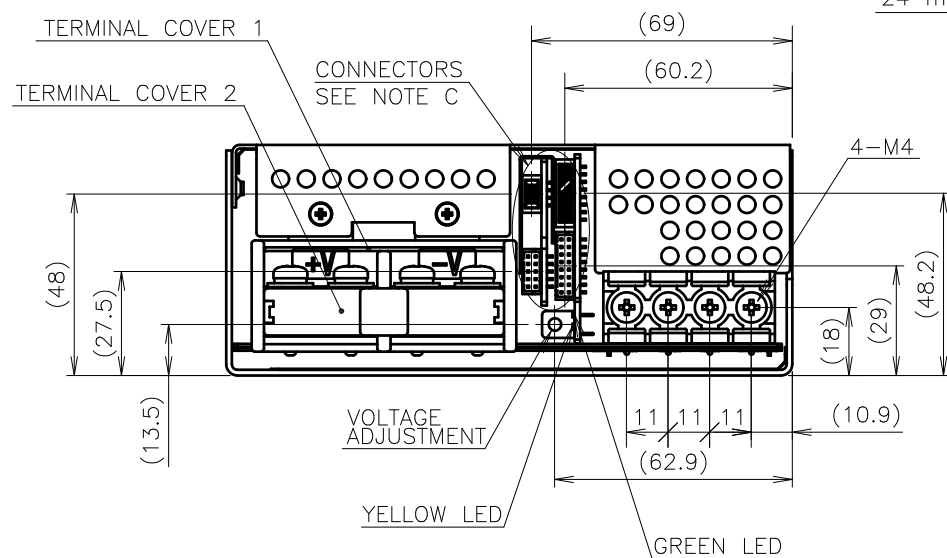
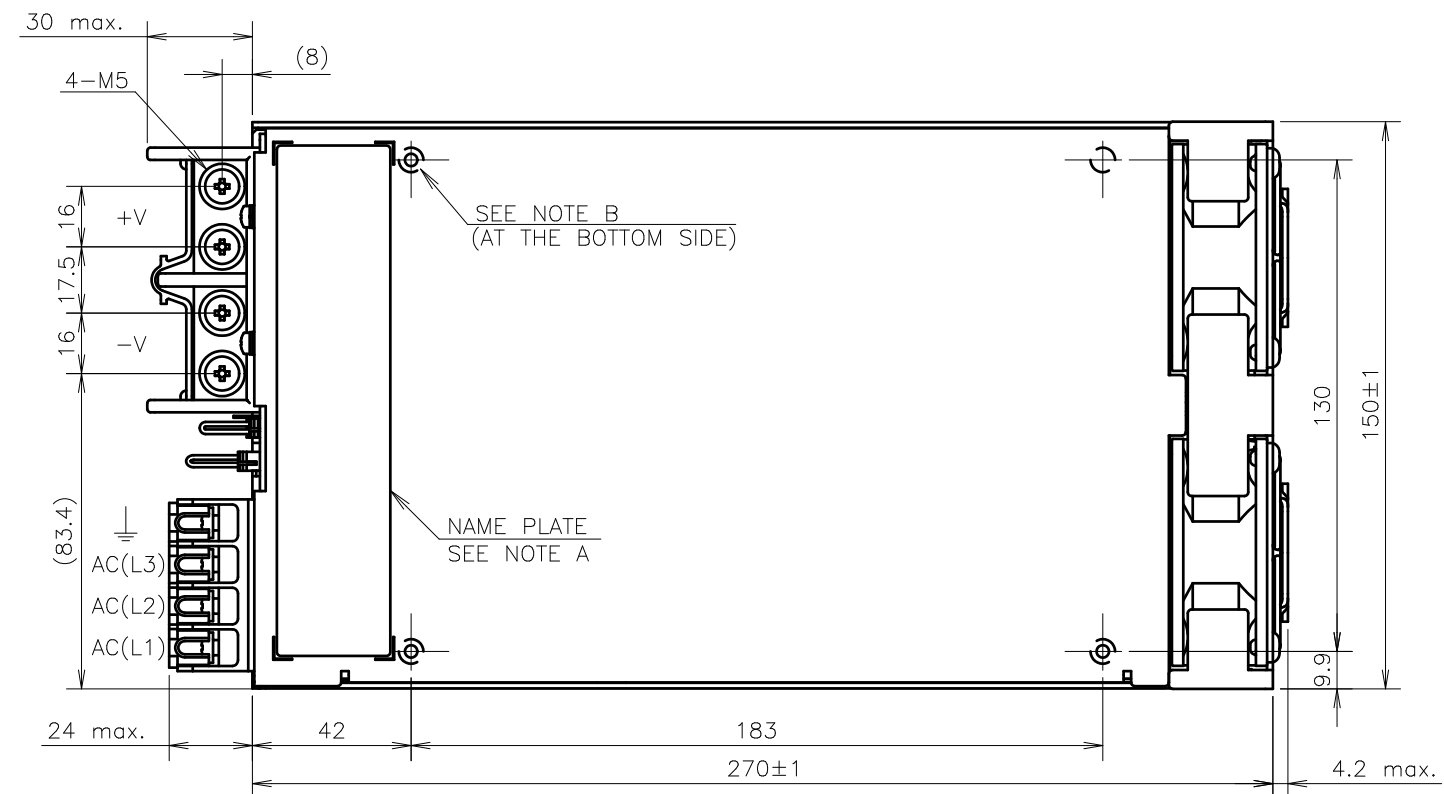
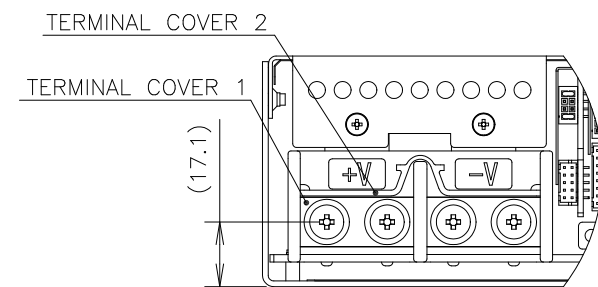


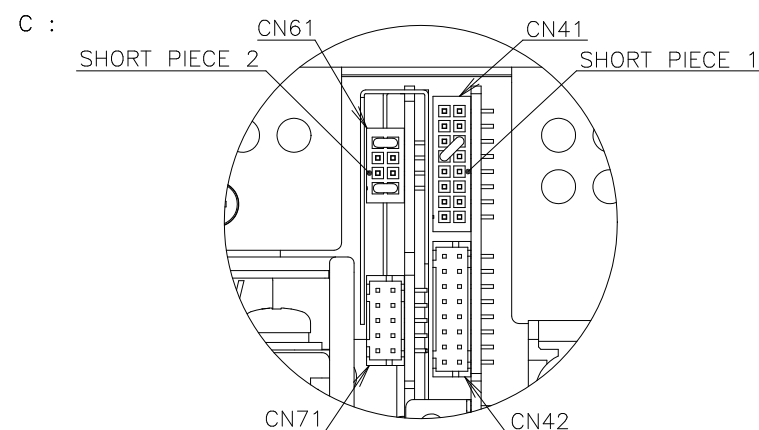
== FRONT SIDE SCREW ==



== NOTES ==

A : MODEL NAME, INPUT VOLTAGE RANGE, NOMINAL OUTPUT VOLTAGE, MAXIMUM OUTPUT CURRENT, COUNTRY OF MANUFACTURE AND SAFETY MARKING (FOR ONLY APPROVED PRODUCTS) ARE SHOWN HERE IN ACCORDANCE WITH THE SPECIFICATIONS.

B : 9-M4 BR & COUNTERSINK ARE FOR CUSTOMER'S CHASSIS MOUNTING. (SCREW PENETRATION DEPTH 6mm MAX.)



D : GENERAL TOLERANCE : ±0.5

== ACCESSORIES ==

- \* TERMINAL COVER 1 ----- (NET 1)  
(ATTACHED ON TERMINAL AT SHIPMENT)
- \* TERMINAL COVER 2 ----- (NET 1)  
(ATTACHED ON TERMINAL AT SHIPMENT)
- \* SHORT PIECE 1 ----- (NET 1)  
SHORTING -R- AG  
(ATTACHED ON CN41 AT SHIPMENT)
- \* SHORT PIECE 2 ----- (NET 1)  
SHORTING +L- +S, -L- -S  
(ATTACHED ON CN61 AT SHIPMENT)

|            |                      |             |              |             |              |
|------------|----------------------|-------------|--------------|-------------|--------------|
| SCALE      | 1/2                  | TITLE       | HWS3000GT4   |             |              |
|            |                      |             | OUTLINE DWG. |             |              |
| UNITS      | mm                   | DRAWING No. | A294-02-01   | <div></div> | PAGE<br>E1/1 |
| ANGLE      | 3RD ANGLE PROJECTION |             |              |             |              |
| TDK-Lambda |                      |             |              |             |              |