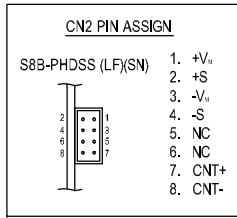


SIGNAL CONNECTOR INFORMATION



SIGNAL CONNECTOR USED

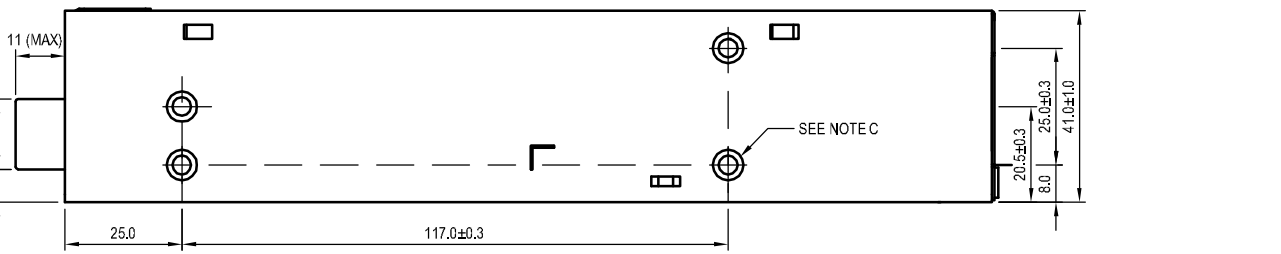
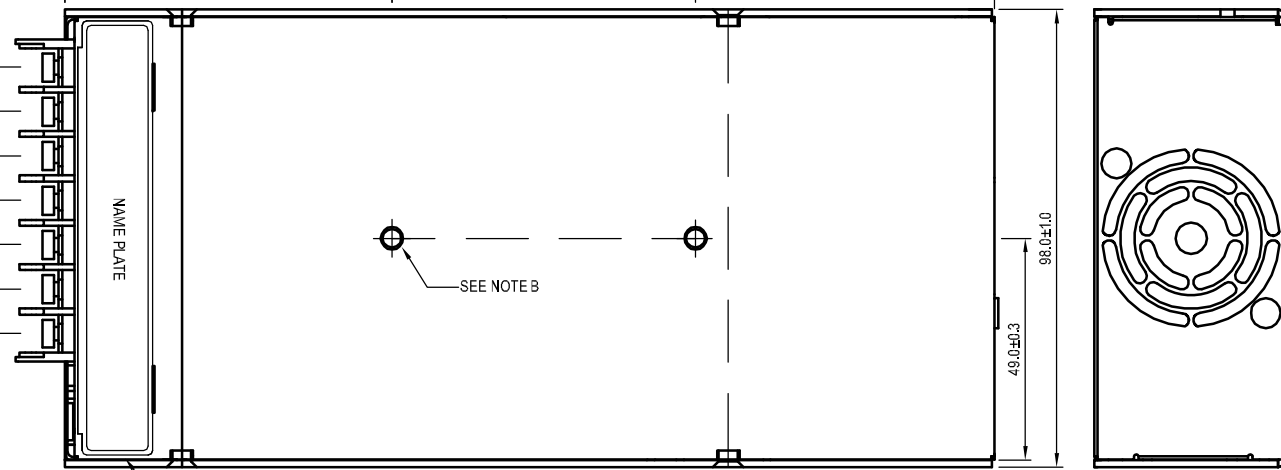
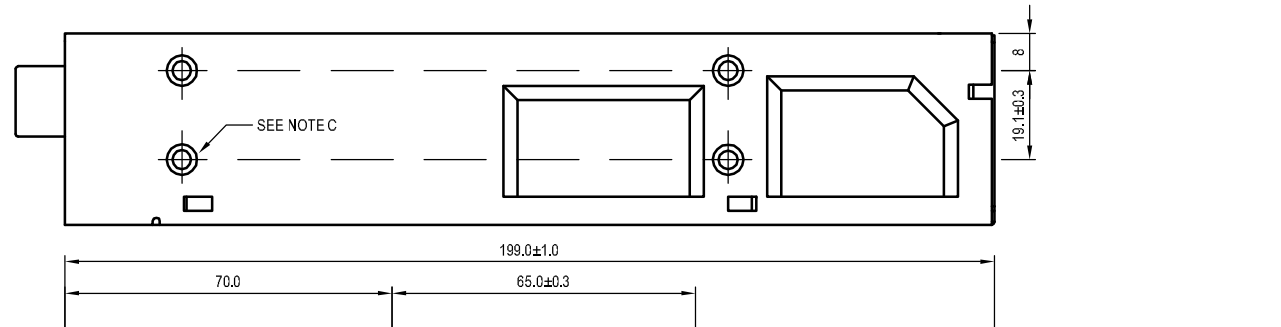
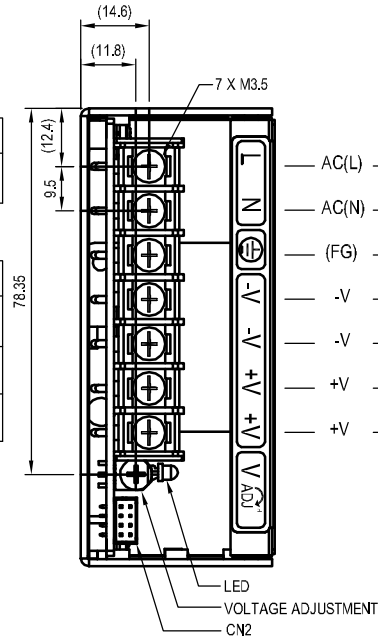
PART DESCRIPTION	PART NAME	MANUFACT
PIN HEADER	S8B-PHDSS(LF)(SN) (CN2)	JST

MATCHING HOUSINGS, PIN & TOOL

PART DESCRIPTION	PART NAME	MANUFACT
SOCKET HOUSING	PHDR-8VS (CN2)	JST
TERMINAL PINS	SPHD-002T-P05(AWG28-24) SPHD-001T-P05(AWG26-22)	JST
HAND CRIMPING TOOL	YRS-620(SPHD-002T-P0.5) YC-610R(SPHD-001T-P0.5)	JST

==ACCESSORIES==

* SHORT PIECE -----1
SHORTING +V_i - +S, -V_i - -S, CNT+ -CNT-
(ATTACHED ON CN2 AT SHIPMENT)



NOTES

- A. MODEL NAME, INPUT VOLTAGE RANGE, NOMINAL OUTPUT VOLTAGE, MAXIMUM OUTPUT CURRENT, COUNTRY OF MANUFACTURE AND SAFETY MARKING (FOR ONLY APPROVED PRODUCTS) ARE SHOWN HERE IN ACCORDANCE WITH THE SPECIFICATIONS.
- B. M4 COUNTERSUNK & EMBOSSED HOLES (2) FOR CUSTOMER CHASSIS MOUNTING SCREW MUST NOT PROTRUDE INTO POWER SUPPLY BY MORE THAN 5mm.
- C. M4 COUNTERSUNK & EMBOSSED HOLES (8) FOR CUSTOMER CHASSIS MOUNTING SCREW MUST NOT PROTRUDE INTO POWER SUPPLY BY MORE THAN 6mm.