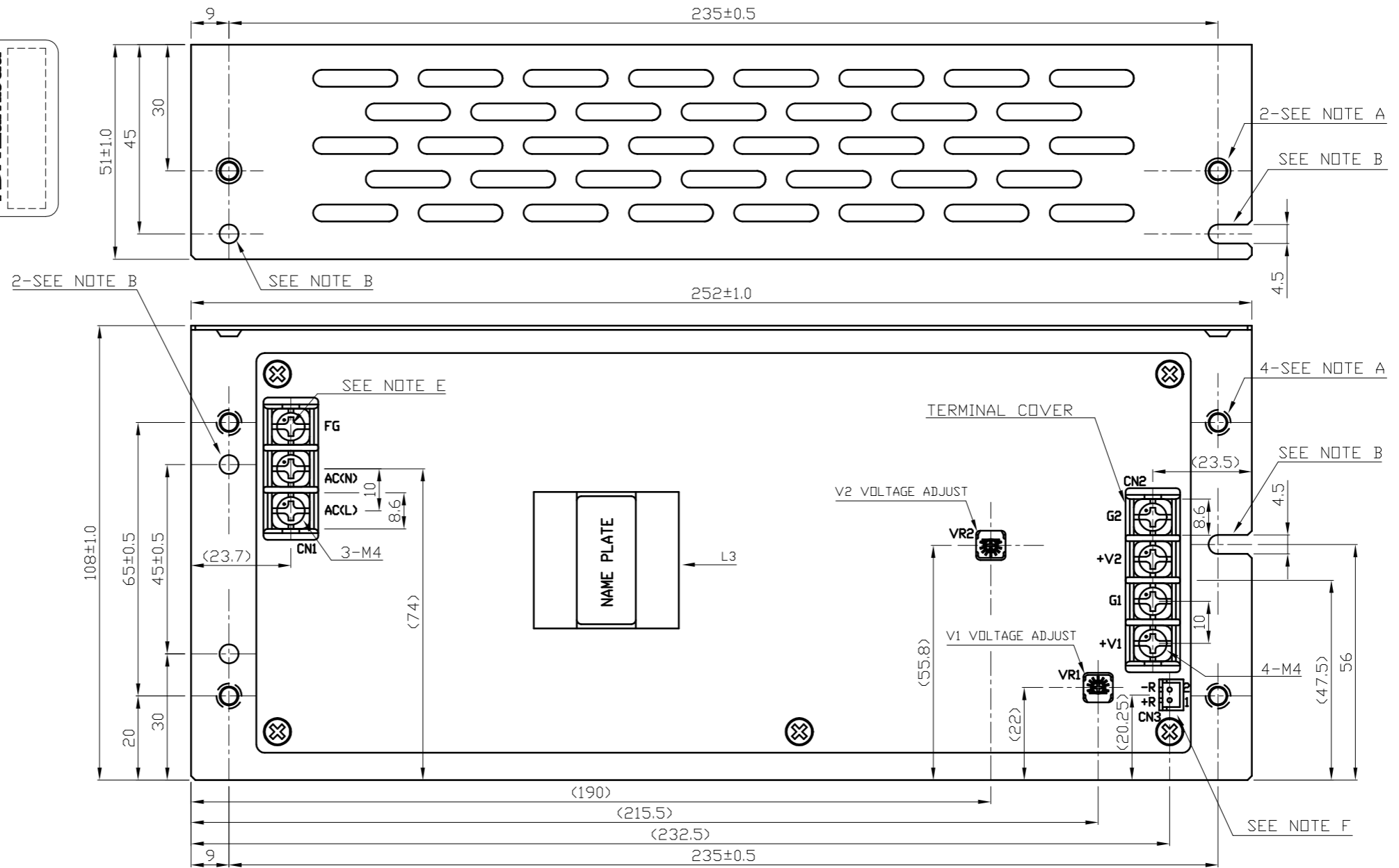
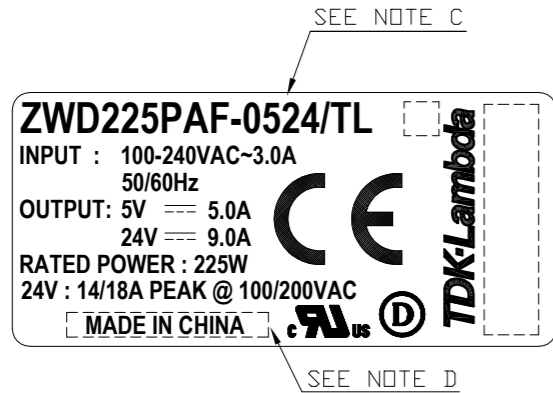
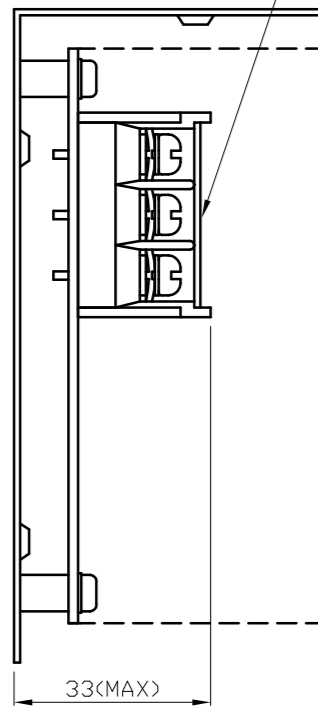


== NAME PLATE ==



TERMINAL COVER



CONNECTOR USED :

PART DESCRIPTION	PART NAME	MANUFACTURER	QTY
PIN HEADER (OUTPUT SIDE CN3)	B2B-XH-A	JST	1

RECOMMENDED HOUSING & TERMINAL PIN :

* NOT INCLUDED WITH THE PRODUCT.

PART DESCRIPTION	PART NAME	MANUFACTURER	QTY
SOCKET HOUSING (CN3)*1	XHP-2	JST	1
TERMINAL PINS (CN3)*1	BXH-001T-P0.6 OR SXH-001T-P0.6	JST	2

HAND CRIMPING TOOL : YC-110R OR YRS-110 CN3 MANUFACTURER : JST

*1 APPLICABLE ONLY WHEN USING REMOTE ON/OFF

== NOTE ==

- A. M4 EMBOSSED TAPPED & COUNTERSUNK HOLES (6) ARE FOR CUSTOMER'S CHASSIS MOUNTING. SCREW MUST NOT PROTRUDE INTO POWER SUPPLY BY MORE THAN 6mm.
- B. Ø4.5 HOLES (3) AND R2.25 SLOT HOLES (2) ARE FOR CUSTOMER'S CHASSIS MOUNTING. (USE M4 MOUNTING SCREW)
- C. MODEL NAME, INPUT VOLTAGE RANGE, AVERAGE OUTPUT POWER, NOMINAL OUTPUT VOLTAGE, AVERAGE OUTPUT CURRENT AND PEAK OUTPUT CURRENT ARE SHOWN HERE IN ACCORDANCE WITH THE SPECIFICATIONS.

D. COUNTRY OF MANUFACTURER WILL BE SHOWN HERE.

E. FG IS PROTECTIVE BONDING TERMINAL.

F. CN3 IS NORMALLY SHORTED BY JM-2W-96(JST). IF USING REMOTE ON/OFF, REMOVE JM-2W-96 AND REFER TO THE TABLE FOR RECOMMENDED HOUSING AND TERMINAL PIN.

(unit : mm)

MODEL NAME	ZWD225PAF/TL
------------	--------------

TDK-Lambda

PA574-02-01/TL-E