

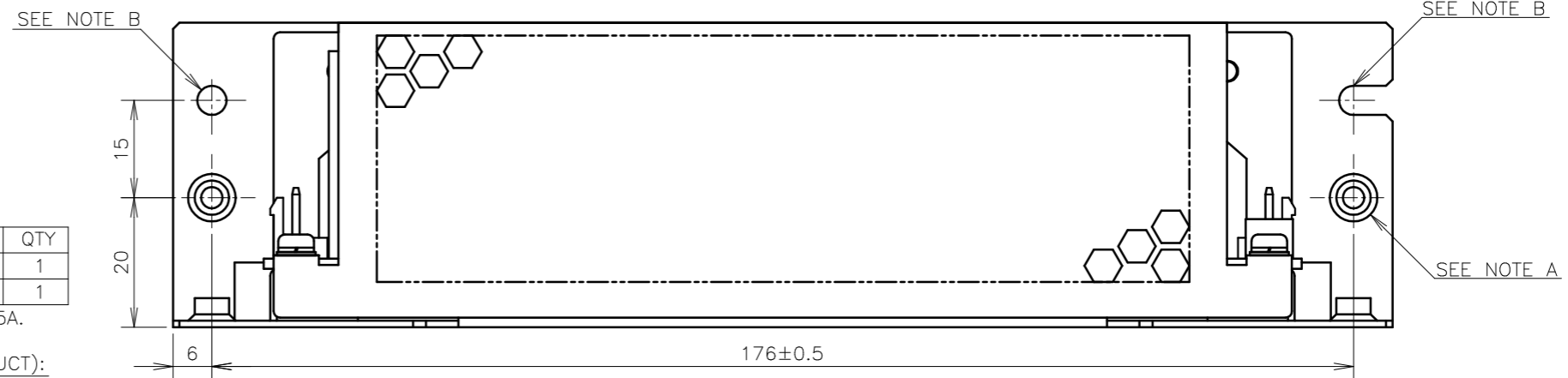
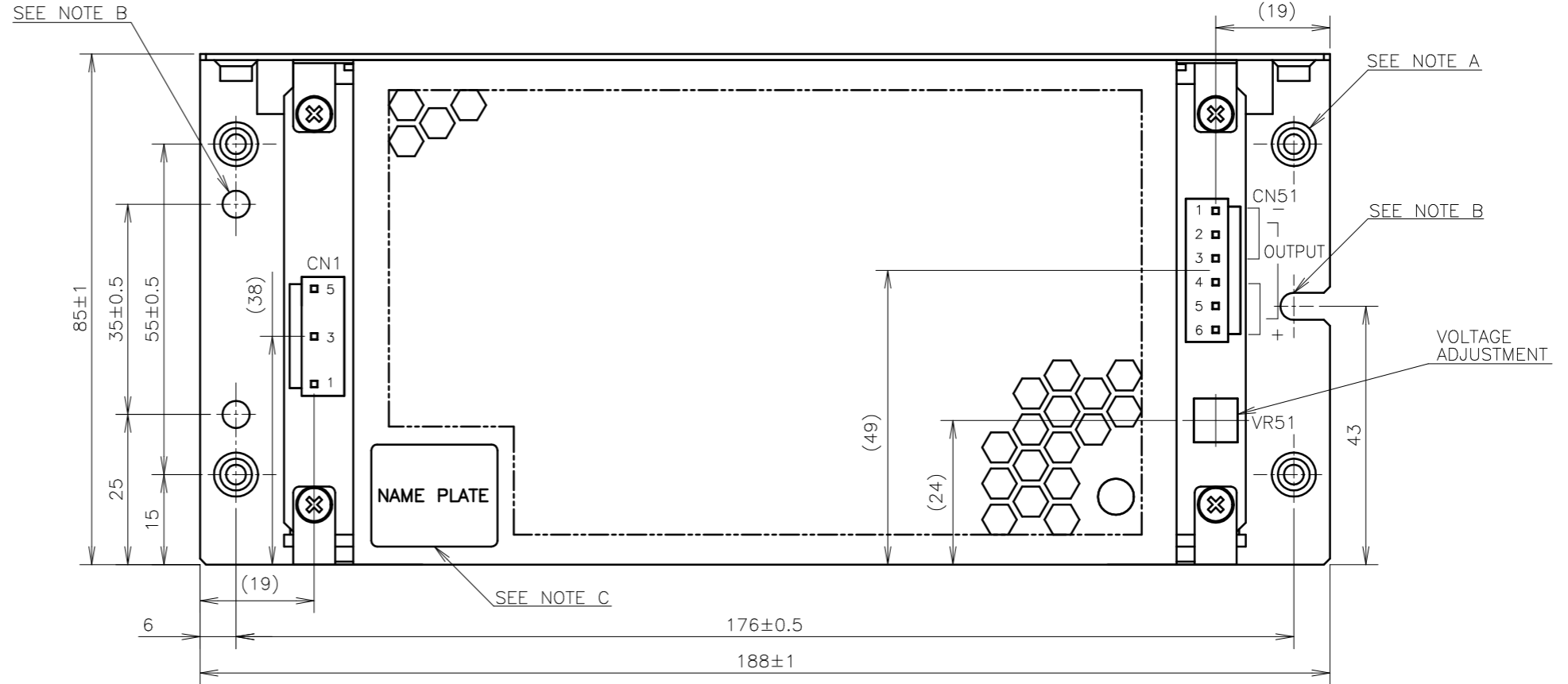
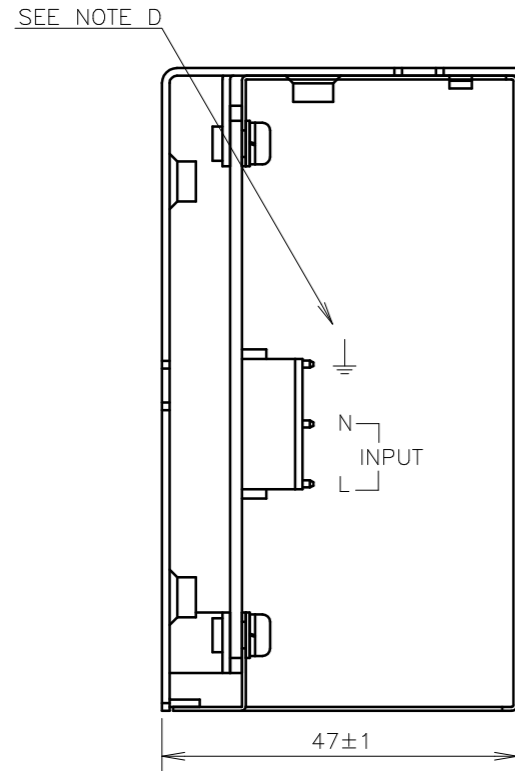
NOTES

A: M4 EMBOSSED TAPPED & COUNTERSINK HOLES (6) ARE FOR CUSTOMER'S CHASSIS MOUNTING.

B: $\phi 4.5$ HOLES (3) AND R2.25 SLOT HOLES (2) ARE FOR CUSTOMER'S CHASSIS MOUNTING HOLES.

C: MODEL NAME, INPUT VOLTAGE RANGE, NOMINAL OUTPUT VOLTAGE, MAXIMUM OUTPUT CURRENT, COUNTRY OF MANUFACTURE AND SAFETY MARKING(FOR ONLY APPROVED PRODUCTS) ARE SHOWN HERE IN ACCORDANCE WITH THE SPECIFICATIONS.

D:  IS PROTECTIVE BONDING TERMINAL.



CONNECTORS USED:

PART DESCRIPTION	PART NAME	MANUFACT.	QTY
PIN HEADER (INPUT SIDE CN1)	B3P5-VH	JST	1
PIN HEADER (OUTPUT SIDE CN51)	B6P-VH	JST	1

*OUTPUT CURRENT OF EACH CONNECTOR PIN MUST BE LESS THAN 5A.

MATCHING HOUSINGS, PINS & TOOL (NOT INCLUDED WITH THE PRODUCT):

PART DESCRIPTION	PART NAME	MANUFACT.	QTY
SOCKET HOUSING (CN1)	VHR-5N	JST	1
SOCKET HOUSING (CN51)	VHR-6N	JST	1
TERMINAL PINS	SVH-21T-P1.1	JST	9
	BVH-21T-P1.1	JST	
HAND CRIMPING TOOL	YC-160R	JST	-

(unit : mm)

MODEL NAME	ZWS150BP/A
------------	------------

TDK-Lambda

A252-02-01/A-D