


SWS600

TEST DATA

IEC61000 SERIES

DWG No. CA732-58-01		
APPD	CHK	DWG
 Oct. 13, 2004	Kevin Oct. 12, 04'	Min Feng Oct. 12, 04'

I N D E X

	PAGE
1. Electrostatic Discharge Immunity Test (IEC61000-4-2).....	R - 1
2. Radiated Radio-Frequency Electromagnetic Field Immunity Test (IEC61000-4-3).....	R - 2
3. Electrical Fast Transient / Burst Immunity Test (IEC61000-4-4).....	R - 3
4. Surge Immunity Test (IEC61000-4-5).....	R - 4
5. Conducted Disturbances Induced by Radio-Frequency Field Immunity Test (IEC61000-4-6).....	R - 5

* Test results are typical data. Nevertheless the following results are considered to be actual capability data because all units have nearly the same characteristics.

1. Electrostatic Discharge Immunity Test (IEC61000-4-2)

MODEL : SWS600-5

(1) Equipment Used

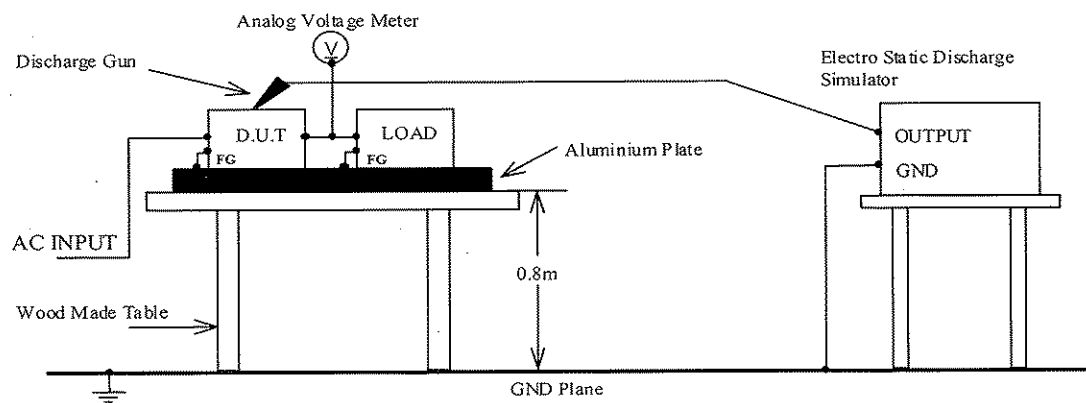
Electro Static Discharge Simulator : NSG435 (SCHAFFNER)
 Discharge Resistance : 330W Capacity : 150pF

(2) Test Conditions

- Input Voltage : 115, 230VAC
- Output Current : 100%
- Number of Tests : 10 times
- Ambient Temperature : 25°C
- Output Voltage : Rated
- Polarity : +, -
- Discharge Interval : >1 second

(3) Test Method and Device Test Point

Contact Discharge : FG, Case Screw
 Air Discharge : Input and Output Terminal



(4) Acceptable Conditions

1. Output voltage regulation not to exceed ±5% of initial (before test) value during test.
2. Output voltage to be within regulation specification after the test.
3. Along with 1 and 2, no discharge of fire or smoke, as well as no output failure.

(5) Test Result

Contact Discharge (kV)	SWS600-5	Air Discharge (kV)	SWS600-5
4	PASS	8	PASS

2. Radiated Radio-Frequency Electromagnetic Field Immunity Test (IEC61000-4-3)

MODEL : SWS600-5

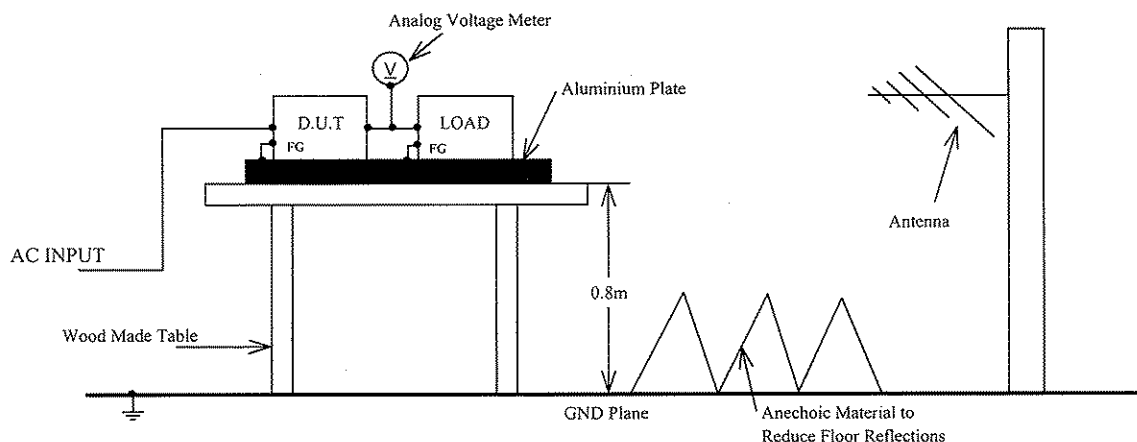
(1) Equipment Used

- SML 03(RS CORPORATION)
- HL 046(RS CORPORATION)
- AR500W 1000A(AR CORPORATION)
- FM5004(AR CORPORATION)
- FP6001(AR CORPORATION)

(2) Test Conditions

- Input Voltage : 230VAC
- Output Current : 100%
- Electromagnetic Frequency : 80~1000MHZ
- Distance : 2.4m
- Sweep Condition : 1.0% Step Up, 2.8 Seconds Hold
- Test Angle : Top/Bottom, Both Sides, Front/Back
- Output Voltage : Rated
- Amplitude Modulated : 80%, 1kHz
- Ambient Temperature : 25°C
- Wave Angle : Horizontal and Vertical

(3) Test Method



(4) Acceptable Conditions

1. Output voltage regulation not to exceed $\pm 5\%$ of initial (before test) value during test.
2. Output voltage to be within regulation specification after the test.

(5) Test Result

Radiation Field Strength (V/m)	SWS600-5
10	PASS

3. Electrical Fast Transient / Burst Immunity Test (IEC61000-4-4)

MODEL : SWS600-5

(1) Equipment Used

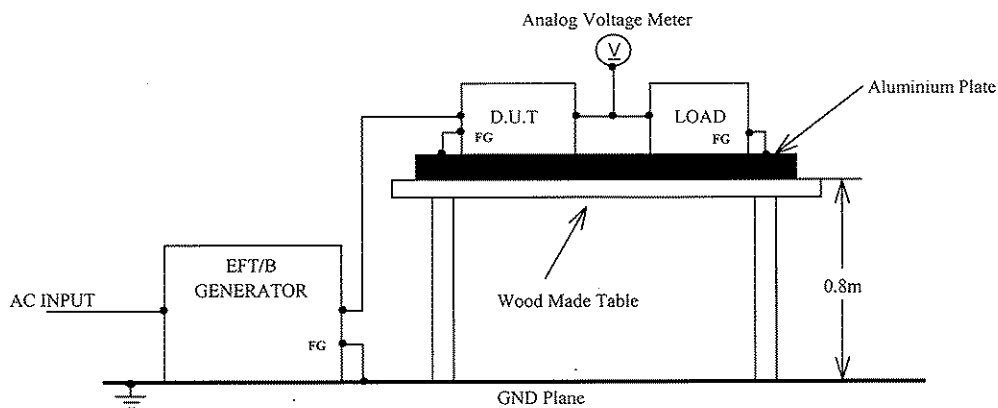
EFT/B Generator : FNS-100L (NOISEKEN)

(2) Test Conditions

- Input voltage : 115, 230VAC
- Output current : 100%
- Polarity : +, -
- Number of tests : 3 times
- Output voltage : Rated
- Test time : 1 minute
- Ambient temperature : 25°C

(3) Test Method and Device Test Point

Apply to (N,L,FG), (NL), (N), (L), (FG)



(4) Acceptable Conditions

1. Output voltage regulation not to exceed $\pm 5\%$ of initial (before test) value during test.
2. Output voltage to be within output voltage regulation specification after the test.
3. Along with 1 and 2, no discharge of fire or smoke, as well as no output failure.

(5) Test Result

Test Voltage (kV)	Repetition Rate (kHz)	SWS600-5
0.5	5	PASS
1.0	5	PASS
2.0	5	PASS

4. Surge Immunity Test (IEC 61000-4-5)

MODEL : SWS600-5

(1) Equipment Used

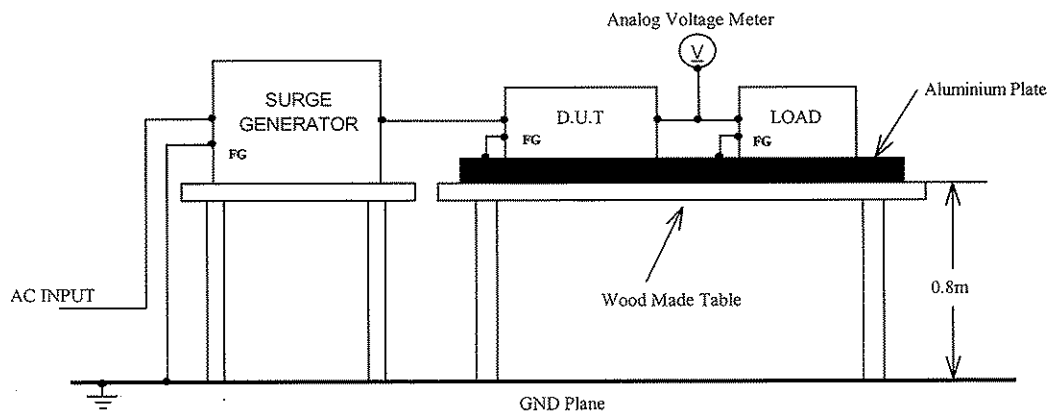
Surge Generator : NSG651 (SCHAFFNER)
 Coupling Impedance : Common 12W Normal 2W
 Coupling Capacitance : Common 9uF Normal 18uF

(2) Test Conditions

- Input Voltage : 115, 230VAC
- Output Current : 0%, 100%
- Polarity : +, -
- Phase : 0, 90 deg
- Output Voltage : Rated
- Number of Tests : 5 times
- Mode : Common, Normal
- Ambient Temperature : 25°C

(3) Test Method and Device Test Point

Apply to Common mode(N-FG, L-FG) and Normal mode(N-L)



(4) Acceptable Conditions

1. Output voltage regulation not to exceed $\pm 5\%$ of initial (before test) value during test.
2. Output voltage to be within regulation specification after the test.
3. Along with 1 and 2, no discharge of fire or smoke, as well as no output failure.

(5) Test Result

Test Voltage (kV) Common	SWS600-5	Test Voltage (kV) Normal	SWS600-5
0.5	PASS	0.5	PASS
1.0	PASS	1.0	PASS
2.0	PASS	2.0	PASS
4.0	PASS		

5. Conducted Disturbances Induced by Radio-Frequency Field Immunity Test (IEC61000-4-6)

MODEL : SWS600-5

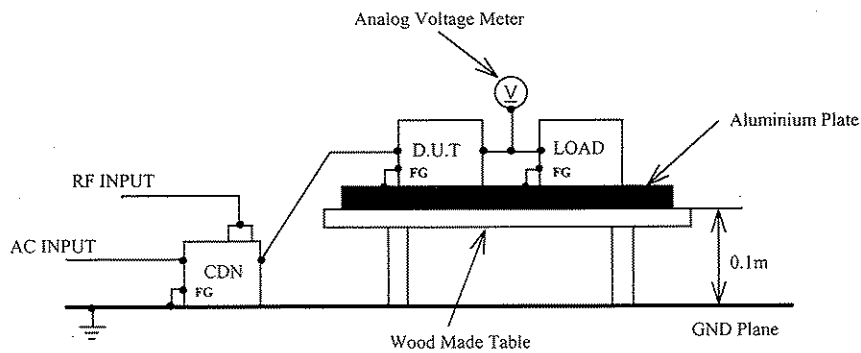
(1) Equipment Used

RF POWER AMPLIFIER (AR U.S.A)
 SIGNAL GENERATOR IFR 2023A (IFR U.K)

(2) Test Conditions

- Input Voltage : 230VAC
- Output Voltage : Rated
- Output Current : 100%
- Electromagnetic Frequency : 150kHz~80MHz
- Sweep Condition : 1.0% Step Up, 2.8 Seconds Hold
- Ambient Temperature : 25°C

(3) Test Method



(4) Acceptable Conditions

1. Output voltage regulation not to exceed $\pm 5\%$ of initial (before test) value during test.
2. Output voltage to be within regulation specification after the test.

(5) Test Result

Voltage Level (V)	SWS600-5
10	PASS