

File E356563  
Project 4789227120

February 28, 2022

REPORT

on

POWER CIRCUIT AND MOTOR-MOUNTED APPARATUS

NEXTYS SA  
Via Luserte 6, 6572  
Quartino, Switzerland

Copyright © 2022 UL LLC

UL LLC authorizes the above named company to reproduce this Report only for purposes as described in the Conclusion, provided it is reproduced in its entirety.

## DESCRIPTION

## PRODUCT COVERED:

USL, CNL - Power Circuit and Motor-mounted Apparatus - Switching power supplies.

Model name/Cat No. DRB480-24-3-XX, DRB480-48-3-XX, DRB480-72-3-XX where XX can be any character or symbol for marketing purposes only with no effect on safety.

## GENERAL:

These models are open-type three-phase switching power supply.

Enclosure	Open
Equipment Function	Switching power supply
Connection to mains supply	Permanent
Overvoltage Category	II
Pollution Degree	2
Means of Protection	Class I
Environmental Conditions	Extended
Temperature:	-25°C ÷ 55°C full power Up to 70°C derating of power
Humidity:	5 - 95% RH
Altitude:	Up to 3000 m
For use in wet locations	NO
Equipment mobility	Built-in
Operating Conditions	Continuous
Overall size of equipment (W x D x H)	65 x 149 x 129 mm
Mass of equipment (kg)	1.05 kg
Marked degree of protection: IP	Ipxx: IP20 (Not UL evaluated)
Or Type rating to UL50/50E	Type: none

## RATINGS:

## Electrical:

## Input:

Cat. No./Model	Input				
	Phases	Voltage (Vrms)	Frequency (Hz)	Imax (A)	Power (Watt)
DRB480-24-3-XX	3	400-500	50-60	1.2	505
DRB480-48-3-XX					
DRB480-72-3-XX					

## Output:

Cat. No./Model	Output			
	Voltage (Vdc)	Inom (A)	Power (Watt)	Power @70°C (watt)
DRB480-24-3-XX	22.5-29.0	20	480	300
DRB480-48-3-XX	45.0-56.0	10		336
DRB480-72-3-XX	70.0-85.0	6.7		360

## Other (I/O):

Auxiliary output (DC OK) rating - 1A at 24Vdc resistive  
 Auxiliary input (INHIBIT) rating - 10mA, 5÷30Vdc

## TECHNICAL CONSIDERATIONS (NOT FOR UL FIELD REPRESENTATIVES USE)

USL - Indicates Investigated To Standard(s) UL61010-1, Edition 3 and UL61010-2-201, Edition 2

CNL - Indicates Investigated To Canadian National Standard(s) CSA C22.2 No. 61010-1, Edition 3 and CSA C22.2 No. 61010-2-201 Edition 2

## NOTE:

USL = US Standards - Listed

CNL = Canadian Standards - Listed

- The product was investigated to the following additional standards:  
None
- The following additional investigations were conducted:  
None
- The following accessories were investigated for use with the product:  
None

## CONSTRUCTION DETAILS:

Refer to APPENDIX, SECTION GENERAL and the following pages and accompanying photographs for details. The general design, shape and arrangement of parts shall be as shown in the photographs except where variations are specifically described.




Tolerances - Unless specified otherwise, all indicated dimensions are nominal.

## MODEL DIFFERENCES

All the models share the same metal frame, pwb and power supply ratings. Models differ for SMPS transformer (winding ratio), some internal components and output electrical rating.

## MARKINGS:

OPEN TYPE equipment - permitted to be on a surface that becomes visible after removal of the equipment from the rack or panel.

Markings and instructions			
Clause Title	Marking or Instruction Details required:	YES	NO
Company	Listee's or Recognized company's name, Trade name, Trademark or File	X	
Manufacturers identification	Factory identification	X	
Model identification	Model number	X	
Nature and ratings of mains supply (3-phase)	 3-phase	X	
Nature and ratings of mains supply	Frequency or frequency range, power in watts or VA or input current in amperes	X	
Protective conductor terminal		X	
Reference to the manual		X	

## INSTRUCTION MANUAL:

Clause Ref.	STATEMENTS/INFORMATION REQUIRED IN MANUAL	YES	NO
5.4.3 a	Assembly, location and mounting requirements	X	
5.4.3 b	Instructions for protective earthing	X	
5.4.3 c	Connections to the supply	X	
5.4.3 d	For permanently connected equipment; supply wiring requirements and requirements for any external switch or circuit-breaker and external overcurrent protection devices and a recommendation that the switch or circuit-breaker be near the equipment	X	
5.4.4	There shall be a statement in the instruction which states that if the equipment is used in a manner not specified by the manufacturer, the protection provided by the equipment may be impaired	X	
DVE 3.1.3	Use Copper or Copper-Clad Aluminum Conductors Only or AL-CU or CU-AL	X	