


	<p>Test Report issued under the responsibility of:</p> <p>UL International Demko A/S</p>	 <p>Underwriters Laboratories</p>
<p>TEST REPORT IEC 60950-1:2005 (2nd Edition) Information technology equipment - Safety - Part 1: General requirements</p>		
<p>Report Reference No : E252373-A18-CB-2 Date of issue : 2009-07-06 Total number of pages : 146</p>		
<p>CB Testing Laboratory : UL International Demko A/S Address : Lyskaer 8, 2730, Herlev, Denmark</p>		
<p>Applicant's name : TDK-LAMBDA SINGAPORE PTE LTD #06-01/08 Address : 1008 TOA PAYOH NORTH SINGAPORE 318996 SINGAPORE</p>		
<p>Test specification: Standard : IEC 60950-1:2005, Second Edition Test procedure : CB Scheme Non-standard test method : N/A</p>		
<p>Test Report Form No. : IECEN60950_1C Test Report Form originator : SGS Fimko Ltd Master TRF : 2006-06</p>		
<p>Copyright © 2006 IEC System for Conformity Testing and Certification of Electrical Equipment (IECEE), Geneva, Switzerland. All rights reserved.</p> <p>This publication may be reproduced in whole or in part for non-commercial purposes as long as the IECEE is acknowledged as copyright owner and source of the material. IECEE takes no responsibility for and will not assume liability for damages resulting from the reader's interpretation of the reproduced material due to its placement and context.</p> <p>If this test Report is used by non-IECEE members, the IECEE/IEC logo shall be removed.</p> <p>This report is not valid as a CB Test Report unless signed by an approved CB Testing Laboratory and appended to a CB Test Certificate issued by an NCB in accordance with IECEE 02.</p>		

Test item description	Switching Power Supply for building-in
Trade Mark	TDK-Lambda
	<i>TDK-Lambda</i>
Model/Type reference	LS25-X /YYYYYY, where X can be 3.3, 5, 7, 12, 15, 18, 24, 28, 36, 40, 48, or 56. And /YYYYYY can be /B, /BCO, /BCO2, /BCOL, /BCO2L, /BL, /BM, /BMCO, /BMCO2, /BMCOL, /BMCO2L, /BML, /CO, /COL, /CO2, /CO2L, /L, or blank.
Manufacturer	(SAME AS APPLICANT)
Rating	Input: AC 100-240V, 0.7A, 50/60Hz;
	Output: LS25-3.3, 3.3Vdc, 6A; LS25-5, 5Vdc, 5A; LS25-7, 7Vdc, 3.6A; LS25-12, 12Vdc, 2.1A; LS25-15, 15Vdc, 1.7A; LS25-18, 18Vdc, 1.4A; LS25-24, 24Vdc, 1.1A; LS25-28, 28Vdc, 0.9A; LS25-36, 36Vdc, 0.75A; LS25-40, 40Vdc, 0.7A; LS25-48, 48Vdc, 0.57A; LS25-56, 56Vdc, 0.5A.

Testing procedure and testing location:	
<input type="checkbox"/>	CB Testing Laboratory Testing location / address..... :
<input type="checkbox"/>	Associated CB Test Laboratory Testing location / address..... : Tested by (name + signature) : _____ Approved by (+ signature) : _____
<input checked="" type="checkbox"/>	Testing Procedure: TMP Tested by (name + signature) : Chiang Shiau Hui  Approved by (+ signature) : Royston Ng  Testing location / address..... : TDK-LAMBDA SINGAPORE PTE LTD, #06-01/08, 1008 TOA PAYOH N, SINGAPORE 318996 SINGAPORE
<input type="checkbox"/>	Testing Procedure: WMT Tested by (name + signature) : _____ Witnessed by (+ signature)..... : _____ Approved by (+ signature) : _____ Testing location / address..... : _____
<input type="checkbox"/>	Testing Procedure: SMT Tested by (name + signature) : _____ Approved by (+ signature) : _____ Supervised by (+ signature) : _____ Testing location / address..... : _____
<input type="checkbox"/>	Testing Procedure: RMT Tested by (name + signature) : _____ Approved by (+ signature) : _____ Supervised by (+ signature) : _____ Testing location / address..... : _____

Summary of Testing:


Unless otherwise indicated, all tests were conducted at TDK-LAMBDA SINGAPORE PTE LTD, #06-01/08, 1008 TOA PAYOH N, SINGAPORE 318996 SINGAPORE.

Tests performed (name of test and test clause)	Testing location / Comments
End Product Reference Page General Guidelines Power Supply Reference Page Input: Single-Phase (1.6.2) Transformer and Wire /Insulation Electric Strength (2.10.5.6, 2.10.5.13)	

Summary of Compliance with National Differences:

AT, AU, BE, CA, CH, CZ, DE, DK, EU, FI, FR, GB, GR, HU, IT, JP, KR, NL, NO, PL, SE, SI, SK, US


Copy of Marking Plate



LS25 - 3.3 


INPUT : 100-240VAC 0.7 A
50 / 60Hz


OUTPUT : **3.3V** == **0.6A**

BAR CODE

TDKLambda
 **MADE IN VIETNAM**
3 YEAR WARRANTY

 SMART DESIGN TYPE APPROVED
 Product Safety


 **LS25 - 3.3** ROHSV
INPUT : 100-240 VAC 0.7 A 50/60Hz
OUTPUT : 3.3V = 0.6A



LS25 - 5 


INPUT : 100-240VAC 0.7 A
50 / 60Hz


OUTPUT : **5V** == **0.5A**

BAR CODE

TDKLambda
 **MADE IN VIETNAM**
3 YEAR WARRANTY

 SMART DESIGN TYPE APPROVED
 Product Safety


 **LS25 - 5** ROHSV
INPUT : 100-240 VAC 0.7 A 50/60Hz
OUTPUT : 5V = 0.5A



LS25 - 12 


INPUT : 100-240VAC 0.7 A
50 / 60Hz


OUTPUT : **12V** == **0.21A**

BAR CODE

TDKLambda
 **MADE IN VIETNAM**
3 YEAR WARRANTY

 SMART DESIGN TYPE APPROVED
 Product Safety


 **LS25 - 12** ROHSV
INPUT : 100-240 VAC 0.7 A 50/60Hz
OUTPUT : 12V = 0.21A



LS25 - 15 


INPUT : 100-240VAC 0.7 A
50 / 60Hz


OUTPUT : **15V** == **0.17A**

BAR CODE

TDKLambda
 **MADE IN VIETNAM**
3 YEAR WARRANTY

 SMART DESIGN TYPE APPROVED
 Product Safety


 **LS25 - 15** ROHSV
INPUT : 100-240 VAC 0.7 A 50/60Hz
OUTPUT : 15V = 0.17A



LS25 - 24 


INPUT : 100-240VAC 0.7 A
50 / 60Hz


OUTPUT : **24V** == **0.11A**

BAR CODE

TDKLambda
 **MADE IN VIETNAM**
3 YEAR WARRANTY

 SMART DESIGN TYPE APPROVED
 Product Safety


 **LS25 - 24** ROHSV
INPUT : 100-240 VAC 0.7 A 50/60Hz
OUTPUT : 24V = 0.11A



LS25 - 36 


INPUT : 100-240VAC 0.7 A
50 / 60Hz


OUTPUT : **36V** == **0.075A**

BAR CODE

TDKLambda
 **MADE IN VIETNAM**
3 YEAR WARRANTY

 SMART DESIGN TYPE APPROVED
 Product Safety


 **LS25 - 36** ROHSV
INPUT : 100-240 VAC 0.7 A 50/60Hz
OUTPUT : 36V = 0.075A



LS25 - 48 


INPUT : 100-240VAC 0.7 A
50 / 60Hz


OUTPUT : **48V** == **0.057A**

BAR CODE

TDKLambda
 **MADE IN VIETNAM**
3 YEAR WARRANTY

 SMART DESIGN TYPE APPROVED
 Product Safety


 **LS25 - 48** ROHSV
INPUT : 100-240 VAC 0.7 A 50/60Hz
OUTPUT : 48V = 0.057A



LS25 - 7 


INPUT : 100-240VAC 0.7 A
50 / 60Hz


OUTPUT : **7V** == **0.36A**

BAR CODE

TDKLambda
 **MADE IN VIETNAM**
3 YEAR WARRANTY

 SMART DESIGN TYPE APPROVED
 Product Safety


 **LS25 - 7** ROHSV
INPUT : 100-240 VAC 0.7 A 50/60Hz
OUTPUT : 7V = 0.36A



LS25 - 18 


INPUT : 100-240VAC 0.7 A
50 / 60Hz


OUTPUT : **18V** == **0.14A**

BAR CODE

TDKLambda
 **MADE IN VIETNAM**
3 YEAR WARRANTY

 SMART DESIGN TYPE APPROVED
 Product Safety


 **LS25 - 18** ROHSV
INPUT : 100-240 VAC 0.7 A 50/60Hz
OUTPUT : 18V = 0.14A



LS25 - 28 


INPUT : 100-240VAC 0.7 A
50 / 60Hz


OUTPUT : **28V** == **0.9A**

BAR CODE

TDKLambda
 **MADE IN VIETNAM**
3 YEAR WARRANTY

 SMART DESIGN TYPE APPROVED
 Product Safety


 **LS25 - 28** ROHSV
INPUT : 100-240 VAC 0.7 A 50/60Hz
OUTPUT : 28V = 0.9A



LS25 - 40 


INPUT : 100-240VAC 0.7 A
50 / 60Hz


OUTPUT : **40V** == **0.7A**

BAR CODE

TDKLambda
 **MADE IN VIETNAM**
3 YEAR WARRANTY

 SMART DESIGN TYPE APPROVED
 Product Safety


 **LS25 - 40** ROHSV
INPUT : 100-240 VAC 0.7 A 50/60Hz
OUTPUT : 40V = 0.7A



LS25 - 56 


INPUT : 100-240VAC 0.7 A
50 / 60Hz

OUTPUT : **56V** == **0.5A**

BAR CODE

TDKLambda
 **MADE IN VIETNAM**
3 YEAR WARRANTY

 SMART DESIGN TYPE APPROVED
 Product Safety

 **LS25 - 56** ROHSV
INPUT : 100-240 VAC 0.7 A 50/60Hz
OUTPUT : 56V = 0.5A

Test item particulars :	
Equipment mobility	for building-in
Connection to the mains	N/A
Operating condition	continuous
Over voltage category	OVC II
Mains supply tolerance (%)	+10%, -10%
Tested for IT power systems	No
IT testing, phase-phase voltage (V)	N/A
Class of equipment	Class I (earthed)
Mass of equipment (kg)	< 18 (0.17kg)
Pollution degree	PD 2
IP protection class	IP X0
Possible test case verdicts:	
- test case does not apply to the test object	N / A
- test object does meet the requirement	P(Pass)
- test object does not meet the requirement	F(Fail)
Testing:	
Date(s) of receipt of test item	2009-05-13
Date(s) of Performance of tests	2009-05-14 to 2009-05-26
General remarks:	
<p>The test results presented in this report relate only to the object tested. This report shall not be reproduced, except in full, without the written approval of the Issuing testing laboratory.</p> <p>"(see Enclosure #)" refers to additional information appended to the report. "(see appended table)" refers to a table appended to the report.</p> <p>Throughout this report a point is used as the decimal separator.</p> <p>Refer to the Cover Page For Test Report for a list of all Factory Locations.</p>	

GENERAL PRODUCT INFORMATION:
Report Summary
All applicable tests according to the referenced standard(s) have been carried out.
Product Description
Electronic components mounted on PWB.
Model Differences

All Models are similar to each other, except the following:-

- a) Output rating;
- b) Layout;
- c) Transformer (T1) primary and secondary windings;
- d) Model designation (refer to below for more designation information);

LS25-X /YYYYYY, where X can be 3.3, 5, 7, 12, 15, 18, 24, 28, 36, 40, 48, or 56. And /YYYYYY can be /B, /BCO, /BCO2, /BCOL, /BCO2L, /BM, /BMCO, /BMCO2, /BMCOL, /BMCO2L, /BL, /BML, /CO, /COL, /CO2, /CO2L, /L, or blank.

- 1) B => Input Connector (CN1) and Output connector (CN2) are from JST;
- 2) BM => Input Connector (CN1) and Output connector (CN2) are from Molex;
- 3) CO => PCB with one (1) side coating;
- 4) CO2 => PCB with two (2) sides coating;
- 5) L => Open frame (Cover removed);
- 6) blank => Input connector and output connector using terminal block TB1

Additional Information

The label is a draft of an artwork for marking plate pending approval by National Certification Bodies and it shall not be affixed to products prior to such an approval.

This test report shall be read in conjunction with the original report, number:

E252373-A18-CB-1, issued 2009-01-19 with CB Certificate No. (DK-14950), issued 2009-01-20.

This report has been reissued, due to:

- 1) Upgrade standard to IEC 60950-1:2005 Second Edition.
- 2) Alternate source for L1. P/N: JLB10801, Shenzhen Jewel.
- 3) Alternate source for TB1. P/N: DT-2, Dinkle Enterprise and P/no. YK301, Anytek
- 4) Alternate source for T1. P/N: A09-0048 - A09-0054, AXIS

Technical Considerations

The product was submitted and evaluated for use at the maximum ambient temperature (T_{ma}) permitted by the manufacturer's specification of: 40°C for LS25-3.3, , 50°C for LS25-5, LS25-7, LS25-12, LS25-15, LS25-18, LS25-24, LS25-28, LS25-36, LS25-40, LS25-48, LS25-56.

The product is intended for use on the following power systems: TN

The product was investigated to the following additional standards: IEC 60950-1 2nd Edition & EN 60950-1:2006 (which includes all European national differences, including those specified in this test report).

Engineering Conditions of Acceptability

When installed in an end-product, consideration must be given to the following:

The following Production-Line tests are conducted for this product: Electric Strength, Earthing Continuity

The end-product Electric Strength Test is to be based upon a maximum working voltage of: Primary-SELV: 250.3 Vrms, 504.9 Vpk, Primary-Earthed Dead Metal: 403.1 Vrms,

The following secondary output circuits are SELV: LS25-3.3: 3.3Vdc; LS125-5: 5Vdc; LS25-7: 7Vdc; LS25-12: 12Vdc; LS25-15: 15Vdc; LS25-18: 18Vdc; LS25-24: 24Vdc; LS25-28: 28Vdc; LS25-36: 36Vdc; LS25-40: 40Vdc; LS25-48: 48Vdc; LS25-56: 56Vdc.

The following secondary output circuits are at non-hazardous energy levels: LS25-3.3: 3.3Vdc; LS125-5: 5Vdc; LS25-7: 7Vdc; LS25-12: 12Vdc; LS25-15: 15Vdc; LS25-18: 18Vdc; LS25-24: 24Vdc; LS25-28: 28Vdc; LS25-36: 36Vdc; LS25-40: 40Vdc; LS25-48: 48Vdc; LS25-56: 56Vdc.

The following output terminals were referenced to earth during performance testing: T1 pin 6, 7

The power supply terminals and/or connectors are: Suitable for factory wiring only

The maximum investigated branch circuit rating is: 20 A

The investigated Pollution Degree is: 2

Proper bonding to the end-product main protective earthing termination is: Required

An investigation of the protective bonding terminals has: Been conducted

The following input terminals/connectors must be connected to the end-product supply neutral: For model LS25-x, where input is terminal block TB1 (pin 2); For model LS25-x, where input is connector CN1 (pin 2)

The following magnetic devices (e.g. transformers or inductor) are provided with an OBJY2 insulation system with the indicated rating greater than Class A (105°C): T1 (Class B)

The following end-product enclosures are required: Mechanical, Fire

Power Supply Unit is only evaluated at flat (bottom) horizontal position for all test.