

CUS250LD

SPECIFICATIONS

CA802-01-01/LD-C

ITEMS		MODEL	CUS250LD-3	CUS250LD-4	CUS250LD-5	CUS250LD-12	CUS250LD-24
1	Nominal Output Voltage	V	3.3	4.2	5	12	24
2	Maximum Output Current	A	50	50	50	21	10.5
3	Maximum Output Power	W	165	210	250	252	252
4	Efficiency (Typ) (115/230VAC) (* 1)	%	86/88	87/89	88/90	88/90	88/90
5	Input Voltage Range (* 2,11)	-	85 ~ 265VAC (47-63Hz) or 120 ~ 370VDC (Withstand 300VAC Surge for 5 seconds)				
6	Input Current (Typ) (115/230VAC) (* 1)	A	2.0/1.0	2.4/1.2	2.8 / 1.4	2.8 / 1.4	2.8 / 1.4
7	Inrush Current (Typ) (* 3)	-	20A at 115VAC, 40A at 230VAC, Ta=25°C, Cold Start				
8	PFHC	-	Designed to meet IEC61000-3-2				
9	Power Factor (Typ) (115/230VAC) (* 1)	-	0.98 / 0.95				
10	Output Voltage Range	V	2.97 - 3.63	3.78 - 4.62	4.5 - 5.5	10.8 - 13.2	21.6 - 26.4
11	Ripple and Noise (* 1, 4)	mV	120	120	120	120	150
12	Line Regulation (* 5, 6)	mV	20	20	20	48	96
13	Load Regulation (* 5, 7)	mV	40	40	40	96	192
14	Temperature Coefficient	-	Less than 0.02%/°C				
15	Over Current Protection (* 8)	-	>105%				
16	Over Voltage Protection (* 9)	V	4.00 - 5.25	5.00 - 6.50	5.75 - 7.50	13.8 - 16.2	27.6 - 32.4
17	Hold-Up Time (Typ) (* 1)	ms	20				
18	Leakage current (* 10)	-	Less than 0.75mA at 240VAC				
19	Parallel Operation	-	---				
20	Series Operation	-	Possible				
21	Operating Temperature (* 11)	-	- 25 ~ + 70 °C (Refer to Output Derating Curve)				
22	Operating Humidity	-	30 ~ 90 %RH (No dewdrop)				
23	Storage Temperature	-	- 30 ~ +75°C				
24	Storage Humidity	-	10 ~ 90 %RH (No dewdrop)				
25	Cooling	-	Convection cooling				
26	Withstand Voltage	-	Input - Output : 3.0kVAC (20mA), Input - FG : 2.0kVAC (20mA) Output - FG : 500VAC (100mA) for 1min.				
27	Isolation Resistance	-	More than 100MΩ at Ta=25°C and 70%RH, Output-FG: 500VDC				
28	Vibration	-	At no operating, 10 - 55Hz (sweep for 1min) 19.6m/s ² Constant, X, Y, Z 1hour each				
29	Shock	-	Less than 196.1m/s ²				
30	Safety	-	Approved by EN62368-1, UL60950-1				
31	EMI	-	Designed to meet EN55032-B, CISPR32-B				
32	Immunity	-	Designed to meet EN61000-4-2(Level 2,3), -3(Level 3), -4(Level 3), -5(Level 3,4), -6(Level 3), -8(Level 4), -11				
33	Weight (Typ)	g	700				
34	Size (LxWxH)	mm	198 x 102 x 30 (Refer to Outline Drawing)				

* Read instruction manual carefully , before using the power supply unit.

= NOTES=

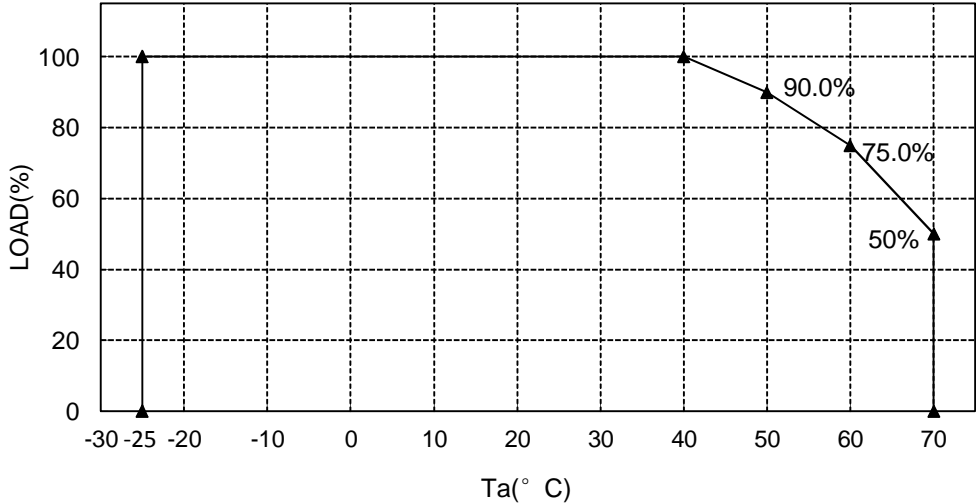
- * 1 : At 115VAC/230VAC, Ta=25°C, nominal output voltage and maximum output power.
- * 2 : For cases where conformance to various safety specs (UL, CSA, EN) are required, to be described as 100-240VAC, 50 / 60Hz on name plate.
- * 3 : Not applicable for the in-rush current to Noise Filter for less than 0.2ms.
- * 4 : Ripple & noise are measured at 20MHz by using a 12" twisted pair of load wires terminated with a 0.1uF and 47uF capacitor.
- * 5 : Measured line & load regulation at output terminal.
- * 6 : 85 - 265VAC, constant load.
- * 7 : No load - Full load (Maximum power), constant input voltage.
- * 8 : Current limiting (hiccup) with automatic recovery. Avoid to operate at overload or dead short for more than 30seconds.
- * 9 : OVP circuit will shutdown output, manual reset (Re power on).
- *10 : Measured by each measuring method of UL, CSA, EN (at 60Hz), Ta =25°C.
- *11: Refer to output derating curve (CA802-01-02/LD_) for details of output derating versus ambient temperature, input voltage and mounting method.
Load (%) is percent of maximum output power or maximum output current.
Do not exceed its derating of Maximum Load.

CUS250LD

OUTPUT DERATING

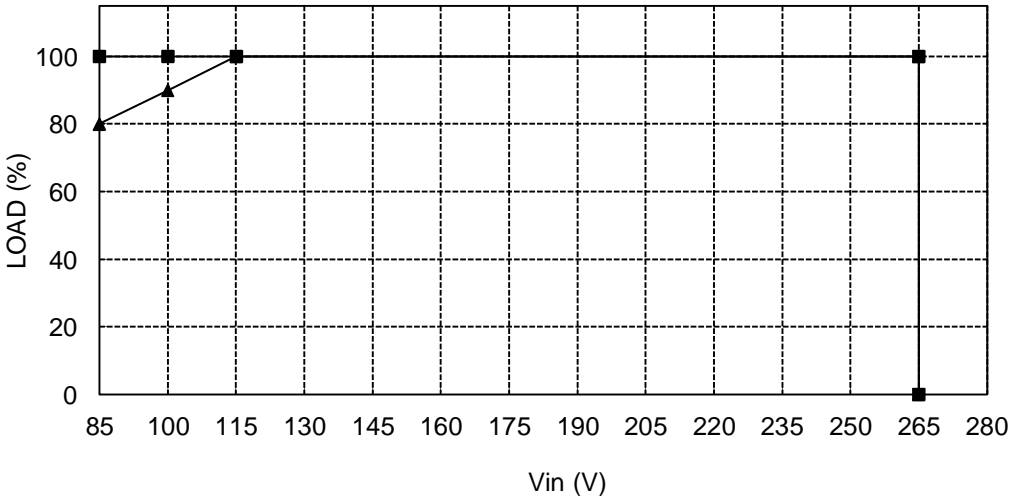
CA802-01-02/LD-A

OUTPUT DERATING VS AMBIENT TEMPERATURE



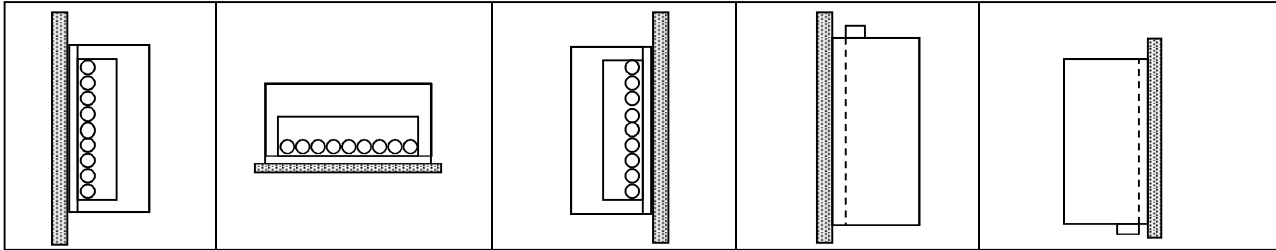
OUTPUT DERATING VS INPUT VOLTAGE

■ CUS250LD-3 , ▲ :CUS250LD-4, 5, 12, 24:



- MOUNTING A
- MOUNTING B
- MOUNTING C
- MOUNTING D
- MOUNTING E

(STANDARD MOUNTING)



INHIBIT

