

CUT35J/CO2

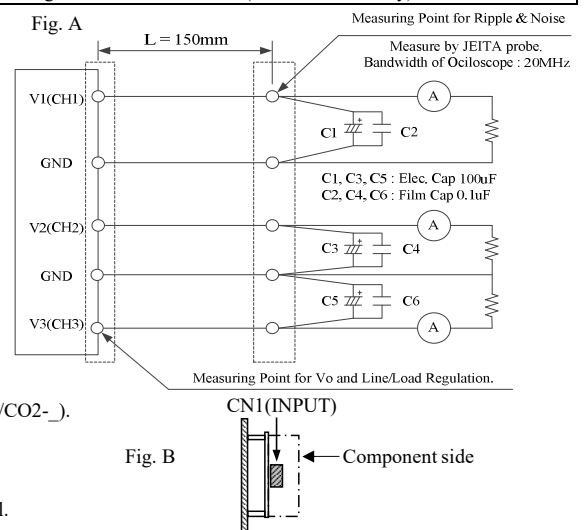
SPECIFICATIONS

CA873-01-01/CO2-A

ITEMS		MODEL	CUT35J-522/CO2			CUT35J-5FF/CO2			
			CH1	CH2	CH3	CH1	CH2	CH3	
1	Nominal Output Voltage	V	+5	+12	-12	+5	+15	-15	
2	Minimum Output Current	A	0	0	0	0	0	0	
3	Maximum Output Current	A	3.0	1.2	0.85	3.0	1.0	0.65	
4	Typical Output Current	A	3.0	1.2	0.5	3.0	1.0	0.3	
5	Maximum Output Power	W	35.4			34.5			
6	Maximum Output Power (CH1, CH2+CH3)	W	15.0	20.4		15.0	19.5		
7	Maximum Output Power (/CH)	W	15.0	14.4	10.2	15.0	15.0	9.75	
8	Efficiency (Typ)	(*8)	81.0%			82.0%			
9	Input Voltage Range	(*2)	85 - 265VAC, 47 - 63Hz						
10	Input Current (Typ)	(*1)	1.0A / 0.5A						
11	Inrush Current (Typ)	(*3)	13A / 100VAC, 32A / 230VAC (cold start, Ta=25°C)						
12	Output Voltage Range	(*12)	V1: +5%, -0% max; V2, V3: Fixed (± 5% max)						
13	Maximum Ripple & Noise (0<Ta<70°C, 35-100% Load)	(*4,11)	mV	120	150	150	120	150	150
	(-20<Ta<0°C, 35-100% Load)	(*4,11)	mV	160	180	180	160	180	180
	(-20<Ta<70°C, 0-35% Load)	(*4,11)	mV	300	400	400	300	400	400
14	Maximum Line Regulation	(*5,11)	mV	50	240	240	50	300	300
15	Maximum Load Regulation	(*6,11)	mV	100	600	600	100	750	750
16	Temperature Coefficient	-	V1 less than 0.02%/°C, V2, V3 less than 0.03%/°C at -20 - +70°C						
17	Over Current Protection	(*7)	More than 105%						
18	Over Voltage Protection	V	5.7 - 7.0	13.8 - 16.8	-	5.7 - 7.0	17.2 - 21.0	-	
19	Hold Up Time (Typ)	(*1)	16ms / 90ms						
20	Leakage Current	(*9)	Less than 0.3mA at 50Hz, 265VAC / 0.5mA at 60Hz, 265VAC 0.11mA(Typ) at 60Hz, 115VAC / 0.22mA(Typ) at 60Hz, 230VAC						
21	Operating Temperature	(*10)	-20 - +70°C						
22	Operating Humidity	-	5 - 95%RH (No dewdrop)						
23	Storage Temperature	-	-30 - +85°C						
24	Storage Humidity	-	5 - 95%RH (No dewdrop)						
25	Cooling	-	Convection cooling						
26	EMI	-	Designed to meet EN55011/EN55032-B, FCC-B, VCCI-B						
27	Withstand Voltage	-	I/P-O/P: 3kVAC(10mA), I/P-FG: 2.0kVAC(10mA), O/P-FG: 500VAC(20mA), CH1-CH2/CH3: 500VAC(20mA) for 1min.						
28	Isolation Resistance	-	More than 100MΩ at Ta=25°C and 70%RH, Output - FG: 500VDC						
29	Vibration	-	10 - 55Hz Amplitude (sweep 1min) Less than 19.6m/s ² X, Y, Z 1Hr each						
30	Shock (In package)	-	Less than 196.1m/s ²						
31	Safety	(*13)	Approved by IEC/EN62368-1, UL62368-1, CSA62368-1, Approved by IEC/EN60601-1, ES60601-1, CSA-C22.2 No.60601-1						
32	Immunity	-	Designed to meet IEC61000-6-2 IEC61000-4-2, -3, -4, -5, -6, -8, -11						
33	Weight (Typ)	g	90						
34	Size (W.H.D.)	mm	50.8 x 26 x 101.6 (Refer to Outline Drawing)						
35	Line DIP	-	Designed to meet SEMI-F47 (200VAC Line only)						

NOTES:

- * 1 : At 100/200VAC, Ta=25°C and typical output current.
- * 2 : For cases where conformance to various safety specs (UL, CSA, EN) are required, to be described as 100 - 240VAC(50/60Hz).
- * 3 : Not applicable for the in-rush current to Noise Filter for less than 0.2ms.
- * 4 : Measure with JEITA probe, Bandwidth of scope :20MHz.
- * 5 : 85 - 265VAC, typical output current.
- * 6 : No load-typical output current, constant input voltage.
- * 7 : Current limit and Hiccup with automatic recovery.
Not operate at over load or dead short condition.
- * 8 : At 200VAC, nominal output voltage and typical output current.
- * 9 : Measured by the each measuring method of UL, CSA and EN.
- * 10: Ratings - Derating at standard mounting (Fig. B).
 - Load (%) is percent of maximum output power or typical output current, whichever is greater.
 - As for each mountings, refer to derating curve (CA873-01-02/CO2-).
 - When ambient temperature less is than -10°C, refer to derating curve (CA873-01-03/CO2-).
- * 11: Please refer to Fig. A for measurement determination of Vo, line & load regulation and output ripple voltage.
- * 12: No load-typical output current.
- * 13: As for EN60601-1, ES60601-1 and CSA-C22.2 No.60601-1, 3rd Edition and MOOP level.



CUT35J/CO2

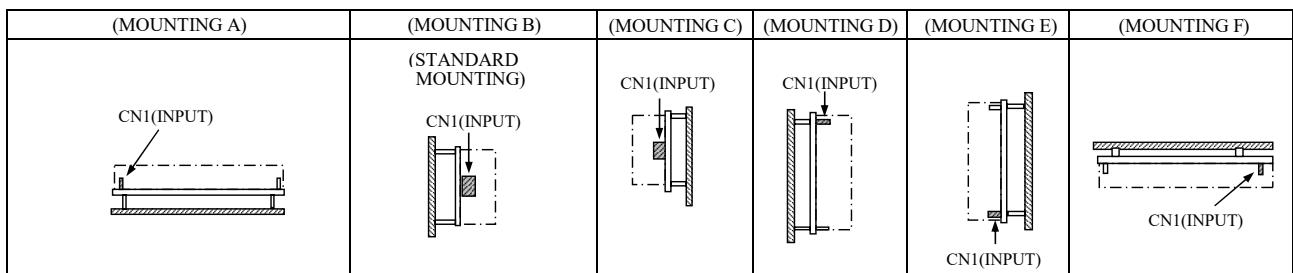
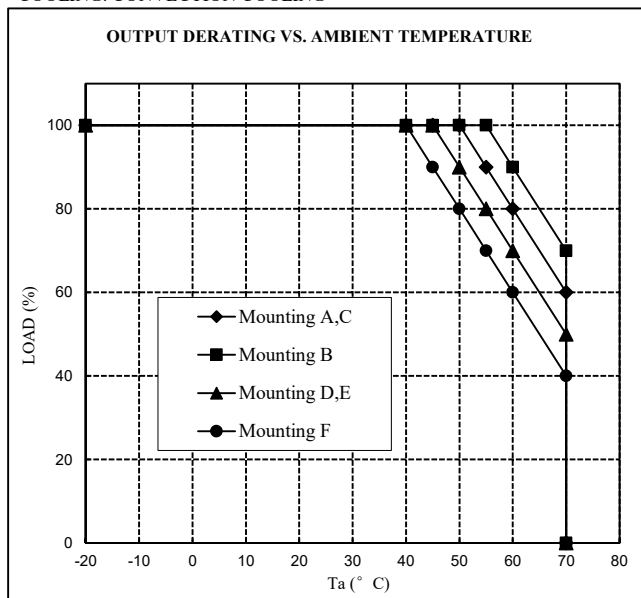
OUTPUT DERATING

CA873-01-02/CO2

*COOLING: CONVECTION COOLING

Ta (°C)	LOADING CONDITION(%)			
	Mounting A,C	Mounting B	Mounting D,E	Mounting F
-20	100	100	100	100
40	100	100	100	100
45	100	100	100	90
50	100	100	90	80
55	90	100	80	70
60	80	90	70	60
70	60	70	50	40

*COOLING: CONVECTION COOLING



CUT35J/CO2

OUTPUT DERATING

CA873-01-03/CO2

Output derating for start up when ambient temperature is less than -10°C

INPUT VOLTAGE	LOADING CONDITION(%)
	All Mounting (A,B,C,D,E,F)
85VAC	60
105-265VAC	100

