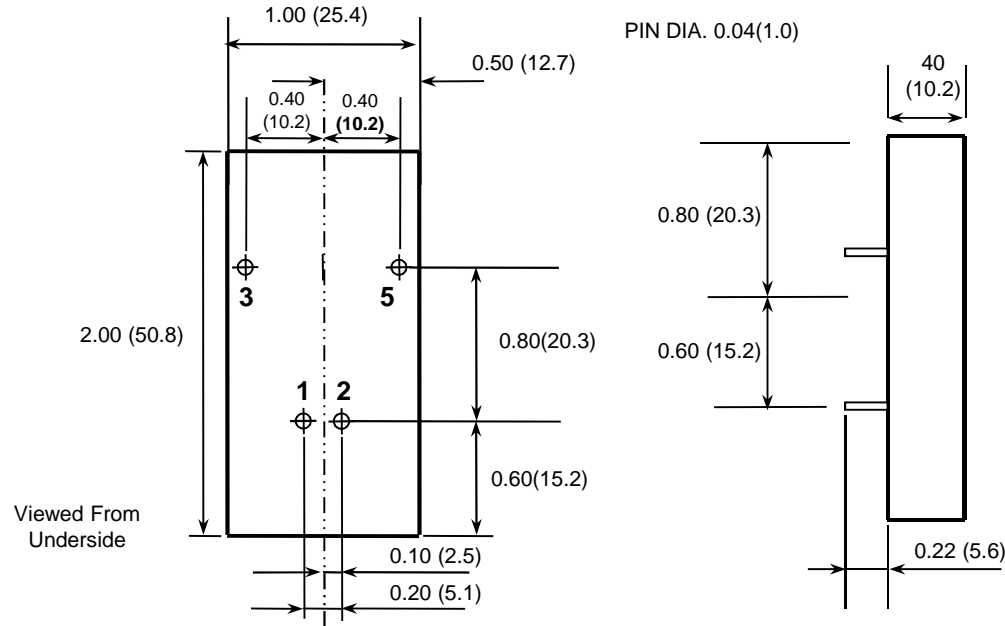


PXD10 & PXD15

Single Output

No Remote On/Off Option

(Models covered PXD1***S*** or PXD1***WS***)



PIN CONNECTION

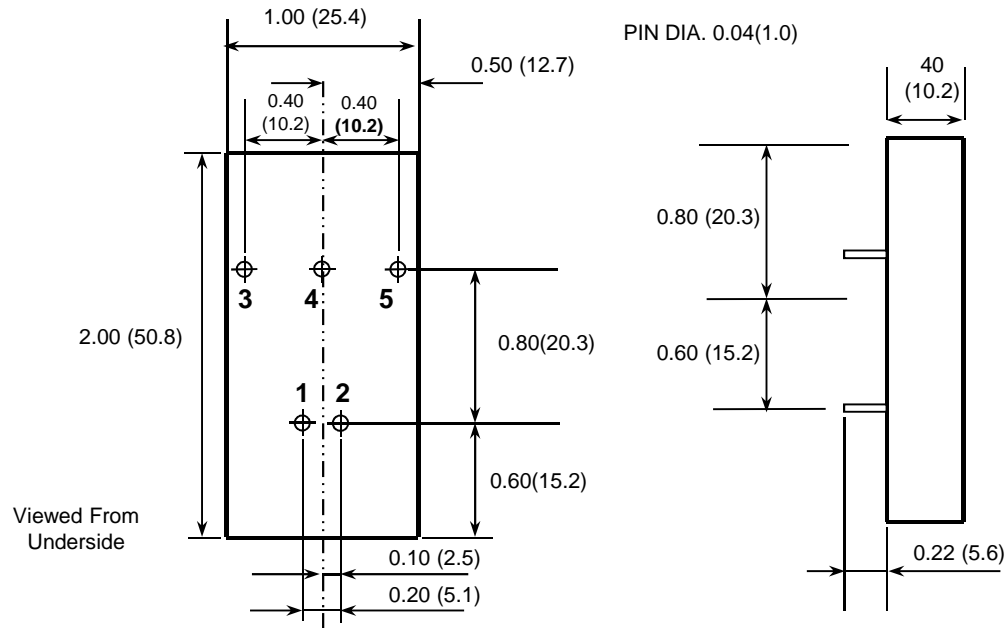
PIN	FUNCTION
1	+ INPUT
2	- INPUT
3	+ OUTPUT
4	NO PIN
5	- OUTPUT
6	NO PIN

PXD10 & PXD15

Dual Output

No Remote On/Off Option

(Models covered PXD1***D** or PXD1***WD**)



PIN CONNECTION

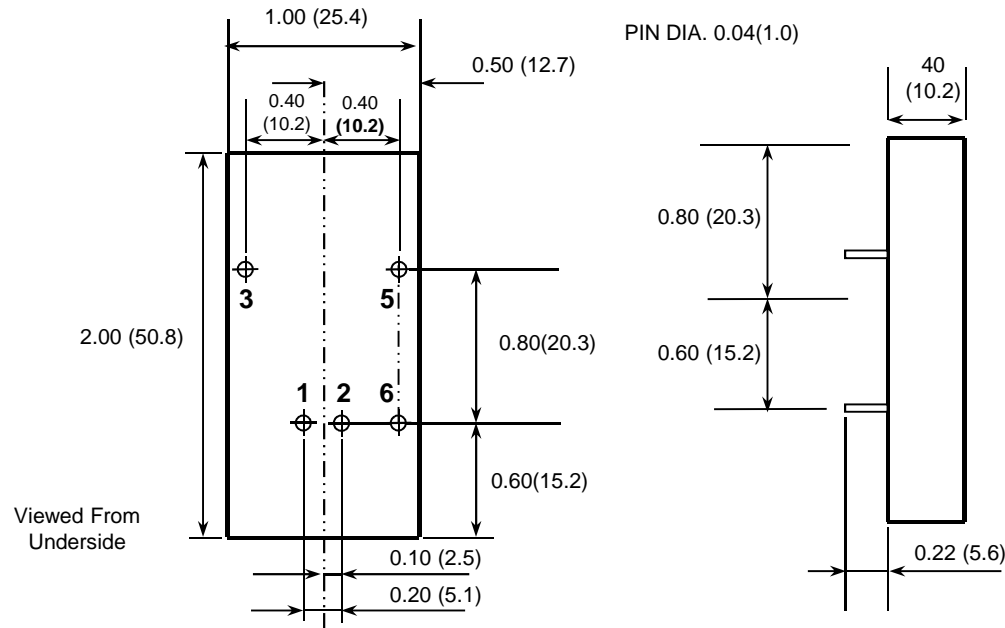
PIN	FUNCTION
1	+ INPUT
2	- INPUT
3	+ OUTPUT
4	COMMON
5	- OUTPUT
6	NO PIN

PXD10 & PXD15

Single Output

With Remote On/Off Option

(Models covered PXD1***S***-N or -P or PXD1***WS***-N or -P)



PIN CONNECTION

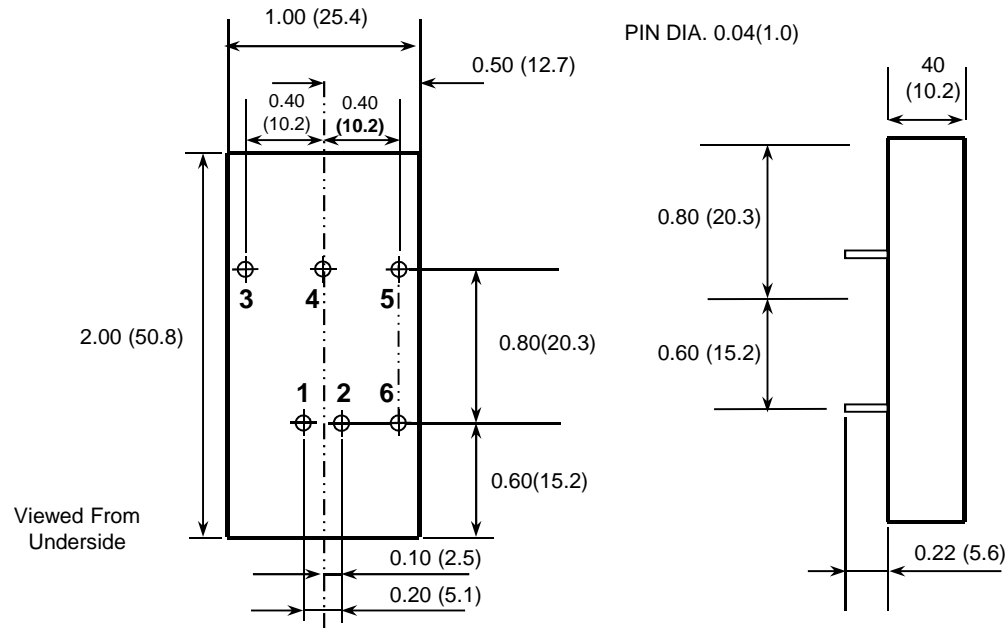
PIN	FUNCTION
1	+ INPUT
2	- INPUT
3	+ OUTPUT
4	NO PIN
5	- OUTPUT
6	REMOTE ON/OFF

PXD10 & PXD15

Dual Output

With Remote On/Off Option

(Models covered PXD1***D**-N or -P or PXD1***WD**-N or -P)



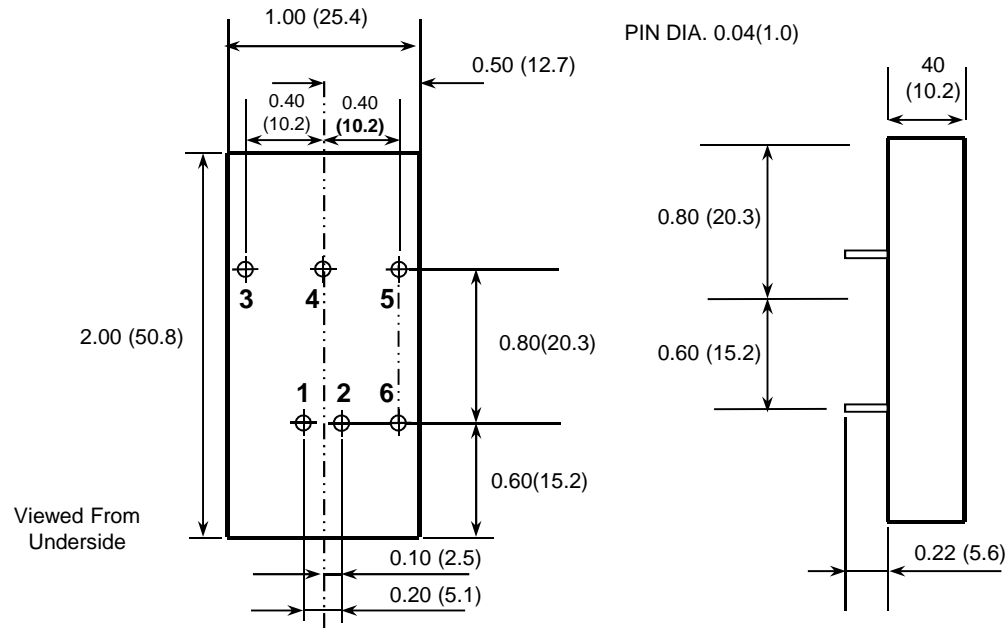
PIN CONNECTION

PIN	FUNCTION
1	+ INPUT
2	- INPUT
3	+ OUTPUT
4	COMMON
5	- OUTPUT
6	REMOTE ON/OFF

PXD20

Single Output

(Includes Remote On/Off & Trim functions)
 (Models covered PXD20**S*** or PXD20**S***-N)



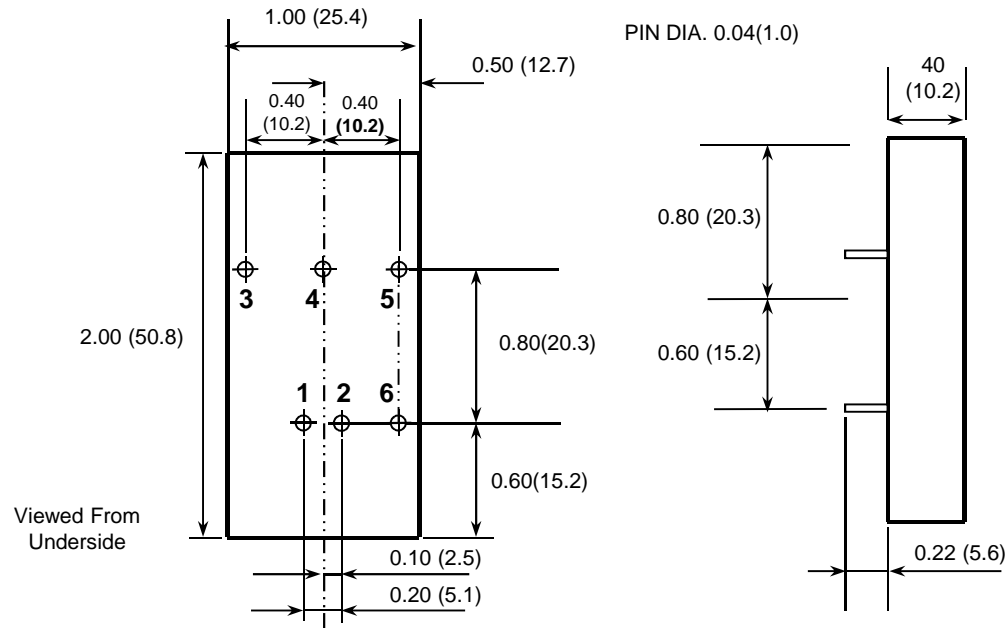
PIN CONNECTION

PIN	FUNCTION
1	+ INPUT
2	- INPUT
3	+ OUTPUT
4	TRIM
5	- OUTPUT
6	REMOTE ON/OFF

PXD20

Dual Output

(Includes Remote On/Off functions)
 (Models covered PXD20**D** or PXD20**D**-N)



PIN CONNECTION

PIN	FUNCTION
1	+ INPUT
2	- INPUT
3	+ OUTPUT
4	COMMON
5	- OUTPUT
6	REMOTE ON/OFF