


## Ultra Compact, 15W to 30W Single Output DC-DC Converters

### Features

- ◆ Compact Footprint / Low Profile
- ◆ 24V & 48V\* Inputs
- ◆ 3.3V to 15V Outputs
- ◆ Five Sided Shielding (Cased Version)
- ◆ Input - Output Isolation
- ◆ Parallel Operation
- ◆ Through Hole or SMT Versions
- ◆ DC OK signal
- ◆ Sequencing pin



### Key Market Segments & Applications



Specifications					
Model					
		3.3V	5V	12V	15V
Nominal Output Voltage	V	3.3V	5V	12V	15V
DC Input	VDC	24V Nominal: 18-36V, 48V Nominal: 36-76V			
Efficiency	%	89 to 92% model dependant			
Initial set accuracy	%	±1%			
Total Regulation limits	%	+5%, -3%			
Output Adjustment	-	None			
Temperature Coefficient	%/°C	<0.02%/°C			
Preload	A	None			
Output Ripple	mV	50mV		150mV	
Overcurrent Protection	-	> 103% of nominal rating			
Overvoltage protection	-	Operates at 115 - 145% of nominal voltage			
Remote On/Off (RC)	-	Logic high (pull high to shutdown), referenced to -Vin			
Alarm (ALM)	-	Low On Fail, referenced to -Vin. 20 units maximum			
Sequencing (PO)	-	Connecting PO terminals on multiple power supplies ensures all simultaneously start up (20 units maximum)			
Cooling	-	Convection			
Operating Temp. Range	°C	-40 to 85°C, see derating curves on website			
Storage Temperature	°C	-40 to 85°C			
Humidity (Non condensing)	%RH	5 - 95%RH			
Isolation Voltage (Cased version)	VDC	1000VDC 1 min. Input-Output, Input-Chassis, Output-Chassis			
Isolation Voltage (Uncased version)	VDC	1500VDC 1 min. Input-Output			
Isolation Resistance	-	>50M at 25°C and 70%RH, 500 VDC Input-Output, Input-Case, Output-Case			
Shock (Non operating)	-	980m/s <sup>2</sup> (100G), 6ms, 6 directions, 3 times			
Vibration (non operating)	-	10-55-10 Hz (sweep for 15 min.) 1.52mm amplitude, 2 hour X, Y, Z			
Safety Certifications	-	IEC/EN/UL/CSA60950-1, IEC/EN/UL/CSA62368-1 and CE Mark			
Weight	g	With case: CC15 15g, CC30 20g. Without case: CC15 10g, CC30 15g			
Size (LxWxH) (Thru hole ver., w/ case)	mm	CC15: 38.4 x 6.8 x 29.6mm, CC30: 38.4 x 8.3 x 33.5mm			
Warranty	yrs	5 years			

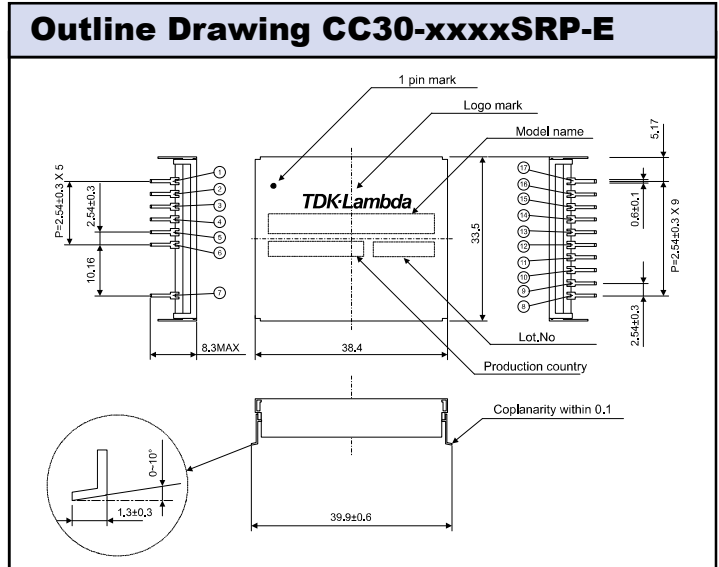
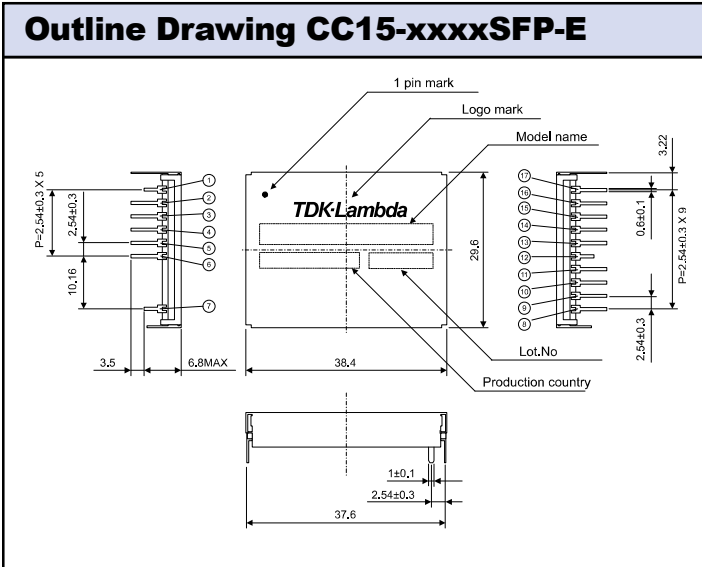
Note: See Installation Manual for full specifications, test methods of parameters and application notes

\*CC15 & CC30 48Vin models - last time buy March 2019.

Model Selector					
Output Volt.(V)	Output Curr.(A)	Max O/P Pwr (W)	24V Input	48V Input	
3.3	4.5	15	CC15-2403SFP-E	CC15-4803SFP-E*	
3.3	9	30	CC30-2403SFP-E	CC30-4803SFP-E*	
5	3	15	CC15-2405SFP-E	CC15-4805SFP-E*	
5	6	30	CC30-2405SFP-E	CC30-4805SFP-E*	
12	1.25	15	CC15-2412SFP-E	CC15-4812SFP-E*	
12	2.5	30	CC30-2412SFP-E	CC30-4812SFP-E*	
15	1	15	CC15-2415SFP-E	CC15-4815SFP-E*	
15	2	30	CC30-2415SFP-E	CC30-4815SFP-E*	

Options		
Version	PIN	Case
CCxx-yyyySFP-E	Through hole	Yes
CCxx-yyyySFH-E	Through hole	No
CCxx-yyyySRP-E	SMT	Yes
CCxx-yyyySRH-E	SMT	No

Where xx is output power & yyyy is input and output voltage combination. Shaded line is Preferred model



Other Industrial Products	
CC-E	1.5 - 30W, 1 to 2 outputs, 5 to 48VDC input
PX	10 - 60W, 1 to 3 outputs, 12V, 24V, 48VDC input

For Additional Information, please visit <https://product.tdk.com/info/en/products/power/index.html>



\*CC15 & CC30 48Vin models - last time buy March 2019.