
Material name : Evaluation data

Customer's product name :

TDK product name : DC-DC converter
CC3-2412DS-E (SIP model)

TDK·Lambda

TDK Corporation
Power Systems Business Group

DWG.No.	TRSC-1586-1
---------	-------------

Issued 2006/12/01

INDEX

1. Load regulation -----	P2~7
2. Line regulation -----	P8~9
3. Temperature regulation -----	P10~11
4. Input current(vs. load current)-----	P12
5. Switching frequency(vs. output power) -----	P12
6. Efficiency(vs. load current) -----	P13
7. Efficiency(vs. input voltage) -----	P13
8. Output rise characteristics -----	P14~15
9. Output fall characteristics -----	P16~17
10. Start/stop input voltage characteristics -----	P18
11. Dynamic load response characteristics -----	P18
12. Over current protection characteristics -----	P19
13. Output ripple and noise characteristics -----	P20~21
14. Output ripple and noise waveform -----	P22
15. Inrush current waveform -----	P22
16. Temperature distribution -----	P23

* The measurement has been done without external output capacitor.
(Except the output ripple noise measurement.)

(Product specification)

Product name	Input voltage(V)	Output voltage(V)	Output current(mA)	The maximum output power(W)	Ambient temperature(°C)
CC3-2412DS-E	18~36	±12 ±5%	0~125	3	-40 ~ +85 *2
		±15 ±5% *1	0~100		

*1 TRM and -Vout are short-circuited.

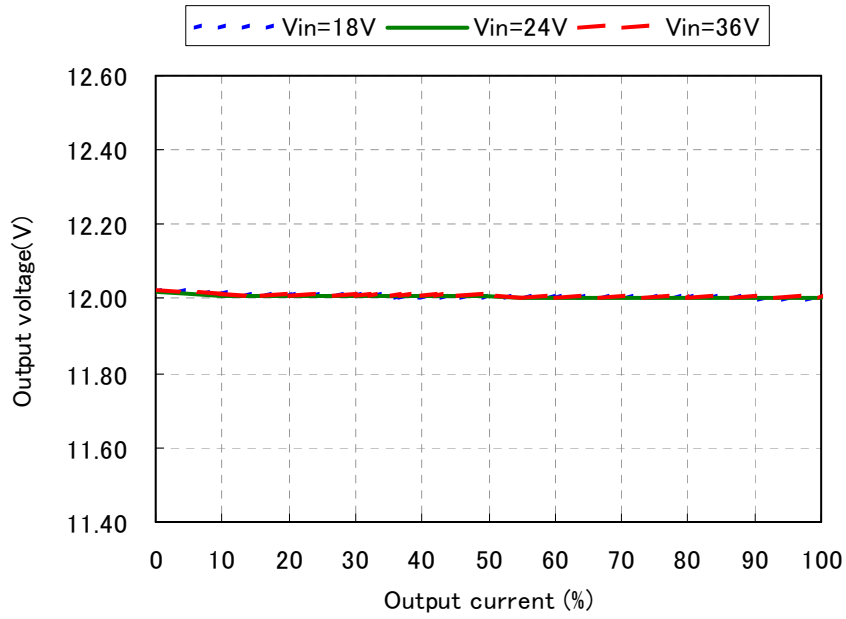
*2 At 50°C or more, output power derating is necessary.

Product name or model, title			
DC-DC converter CC3-2412DS-E			
TDK CORPORATION	Name of drawing	Drawing No.	PAGE
	Evaluation data	TRSC-1586-1	1 /23

1. Load regulation

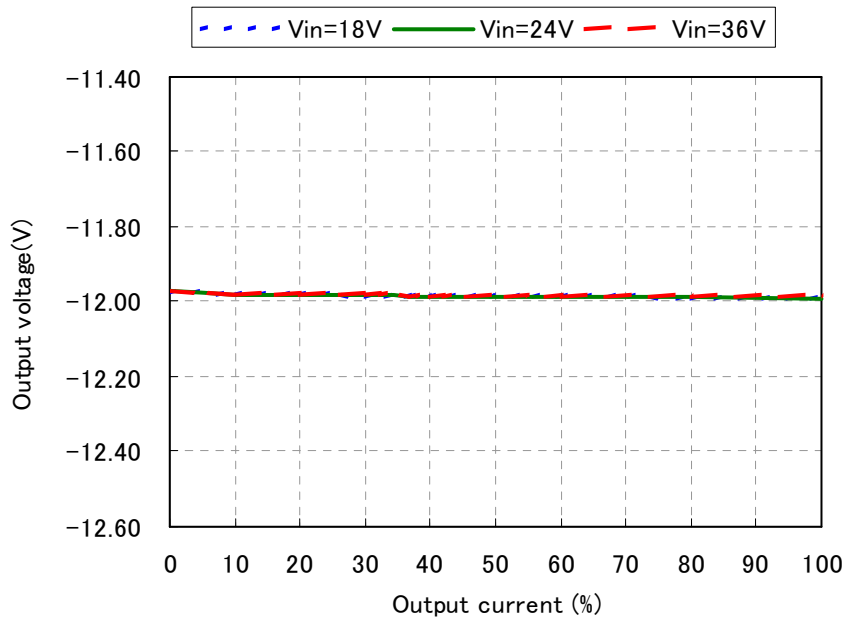
Condition Ta : -40°C

【 +Vout 】



Condition Ta : -40°C

【 -Vout 】



Product name or model, title

DC-DC converter CC3-2412DS-E

TDK CORPORATION

Name of drawing

Drawing No.

PAGE

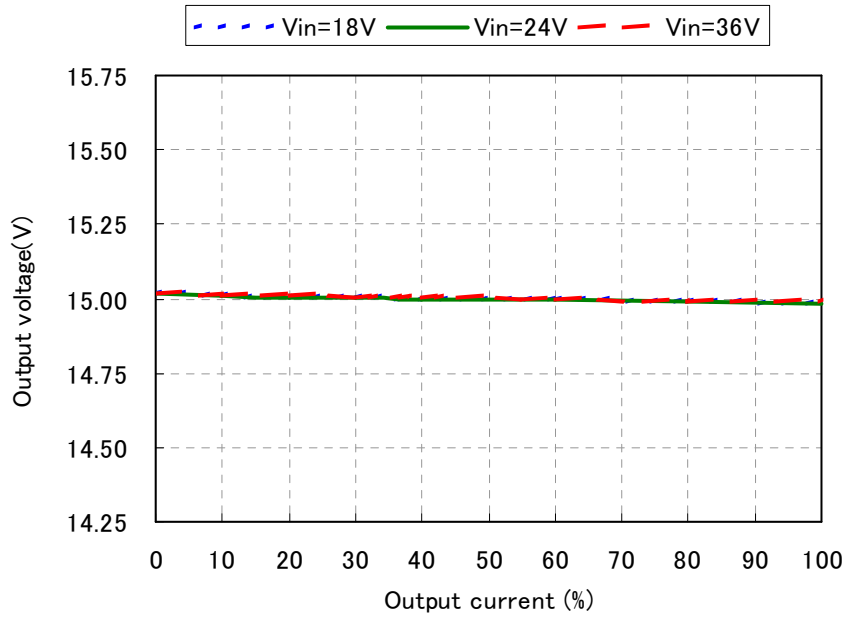
Evaluation data

TRSC-1586-1

2 /23

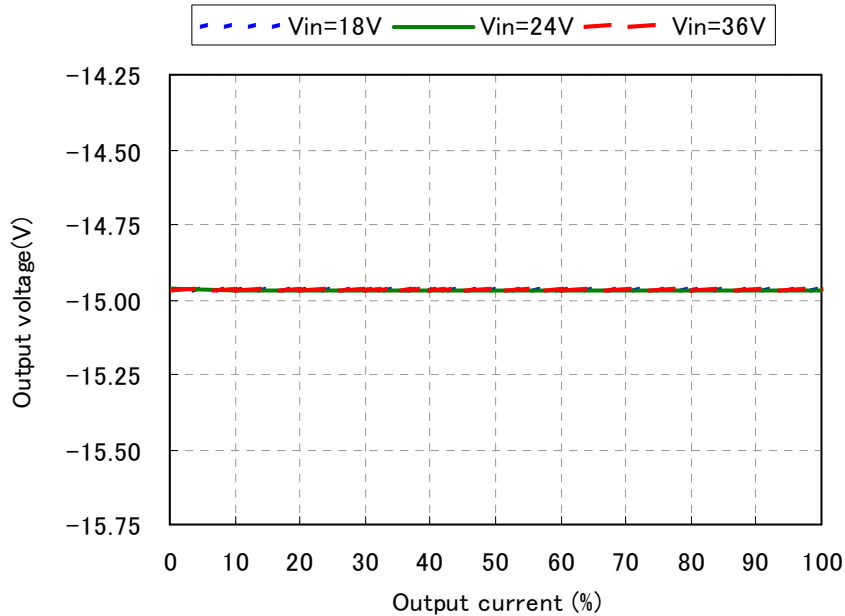
Condition Ta : -40°C
 TRM: Short-circuited to -Vout.

【 +Vout 】



Condition Ta : -40°C
 TRM: Short-circuited to -Vout.

【 -Vout 】



Product name or model, title

DC-DC converter CC3-2412DS-E

TDK CORPORATION

Name of drawing

Drawing No.

PAGE

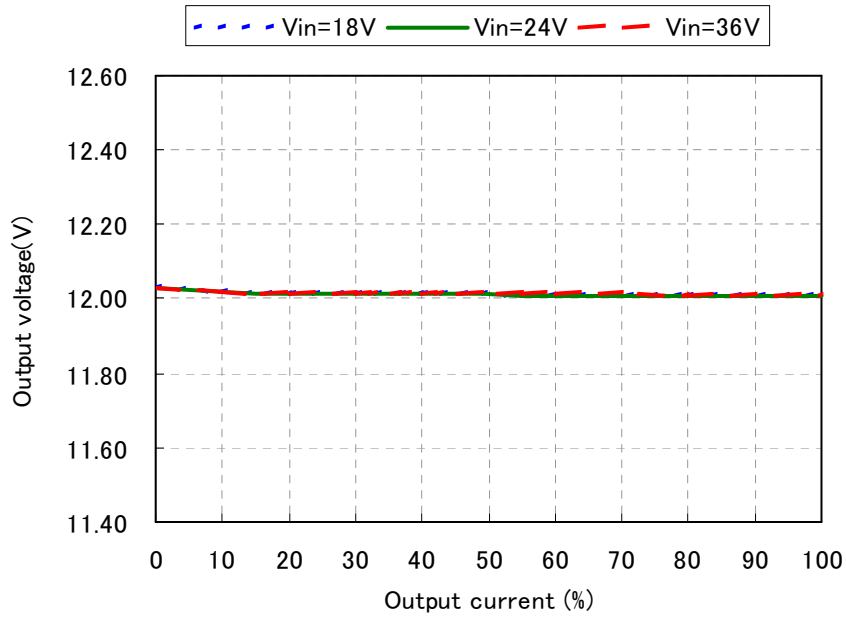
Evaluation data

TRSC-1586-1

3 /23

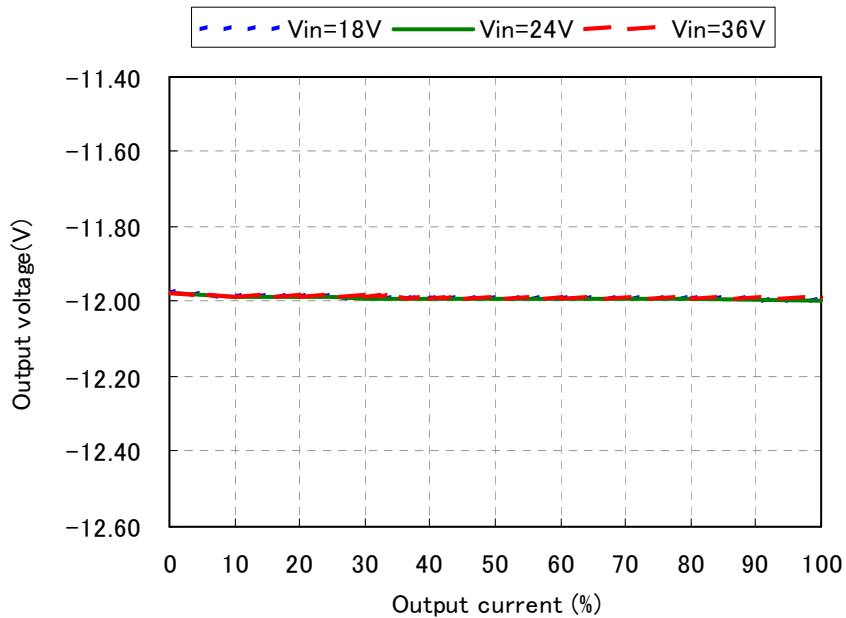
Condition Ta : 25°C

【 +Vout 】



Condition Ta : 25°C

【 -Vout 】



Product name or model, title

DC-DC converter CC3-2412DS-E

TDK CORPORATION

Name of drawing

Drawing No.

PAGE

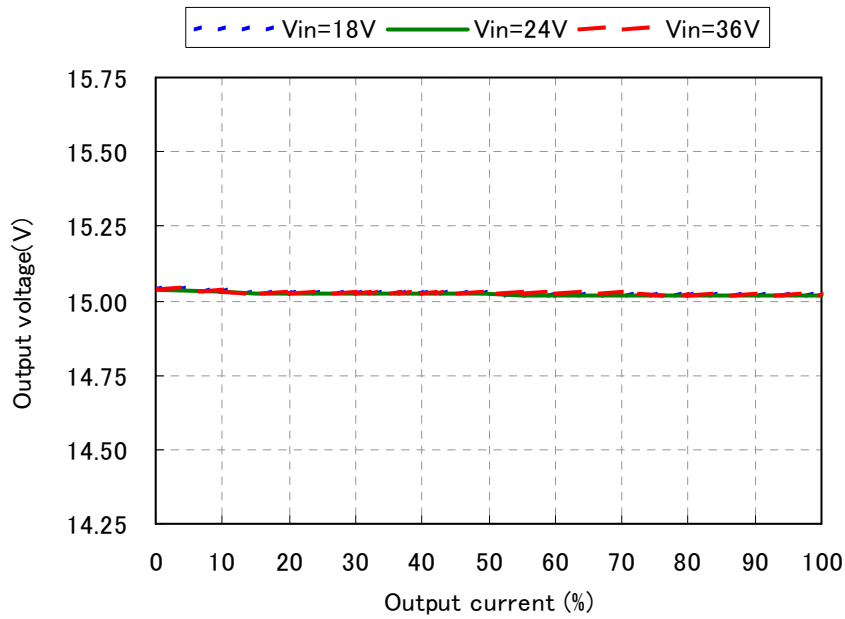
Evaluation data

TRSC-1586-1

4 /23

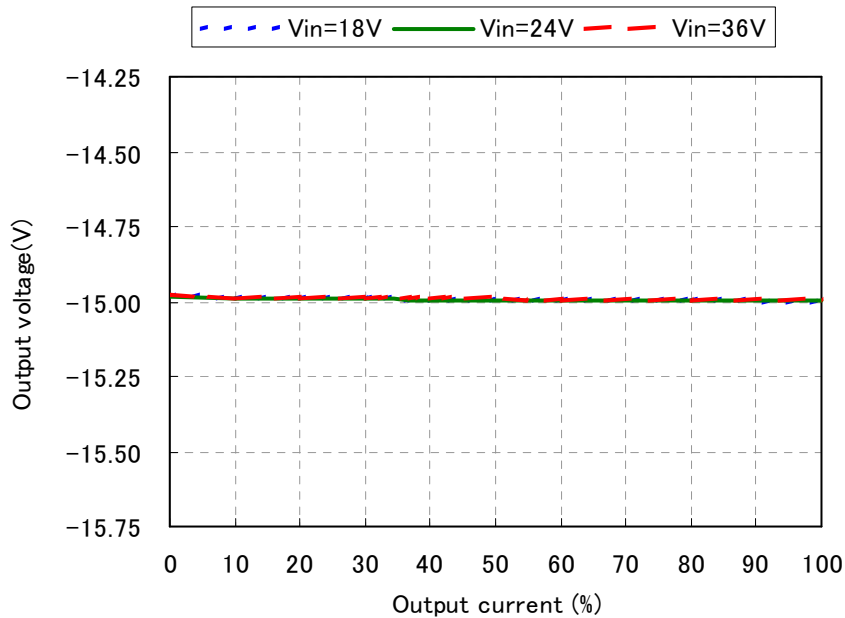
Condition Ta : 25°C
 TRM: Short-circuited to -Vout.

【 +Vout 】



Condition Ta : 25°C
 TRM: Short-circuited to -Vout.

【 -Vout 】



Product name or model, title

DC-DC converter CC3-2412DS-E

TDK CORPORATION

Name of drawing

Drawing No.

PAGE

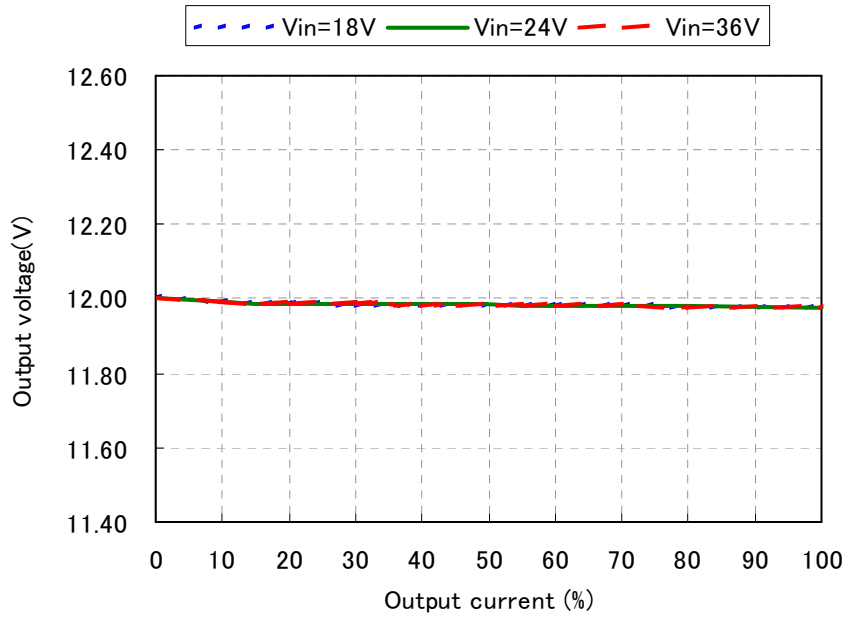
Evaluation data

TRSC-1586-1

5 /23

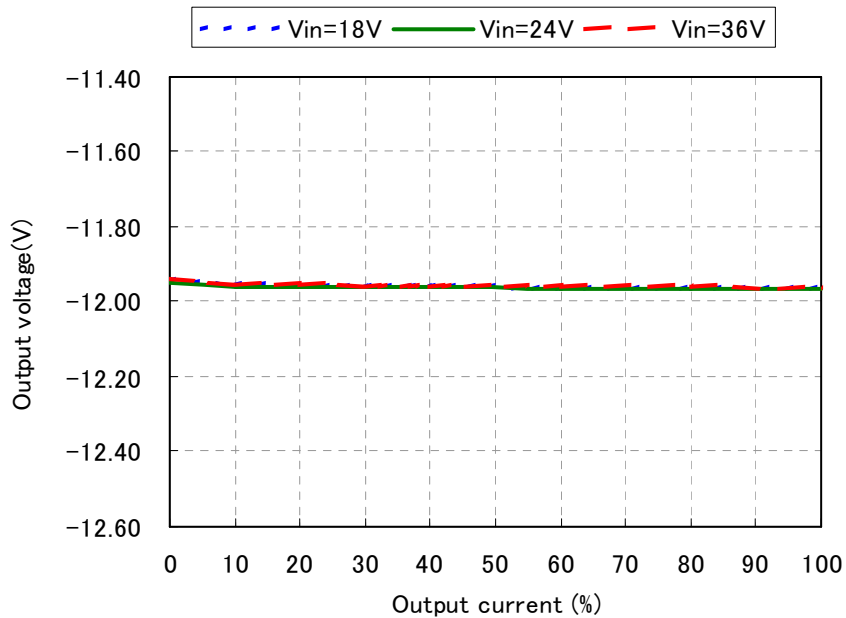
Condition Ta : 85°C

【 +Vout 】



Condition Ta : 85°C

【 -Vout 】



Product name or model, title

DC-DC converter CC3-2412DS-E

TDK CORPORATION

Name of drawing

Drawing No.

PAGE

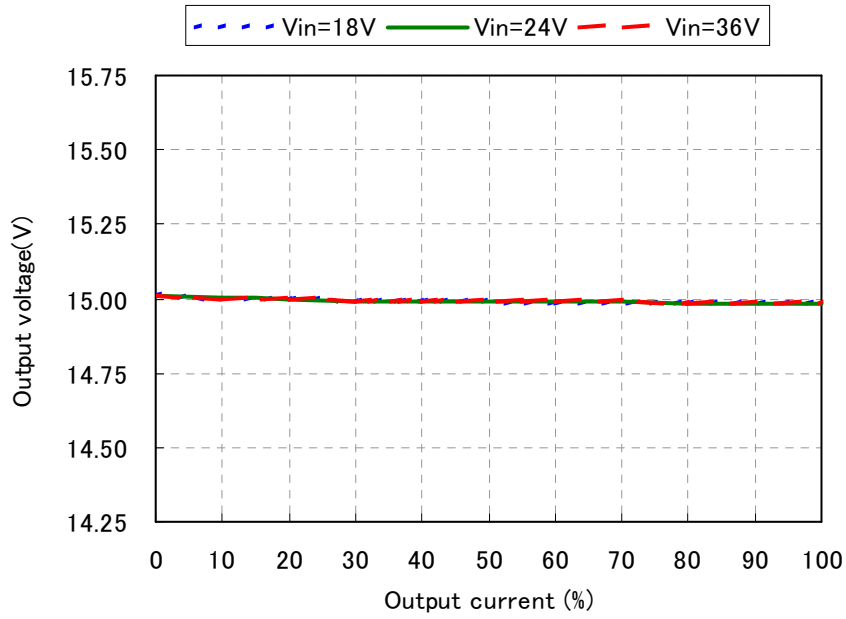
Evaluation data

TRSC-1586-1

6 /23

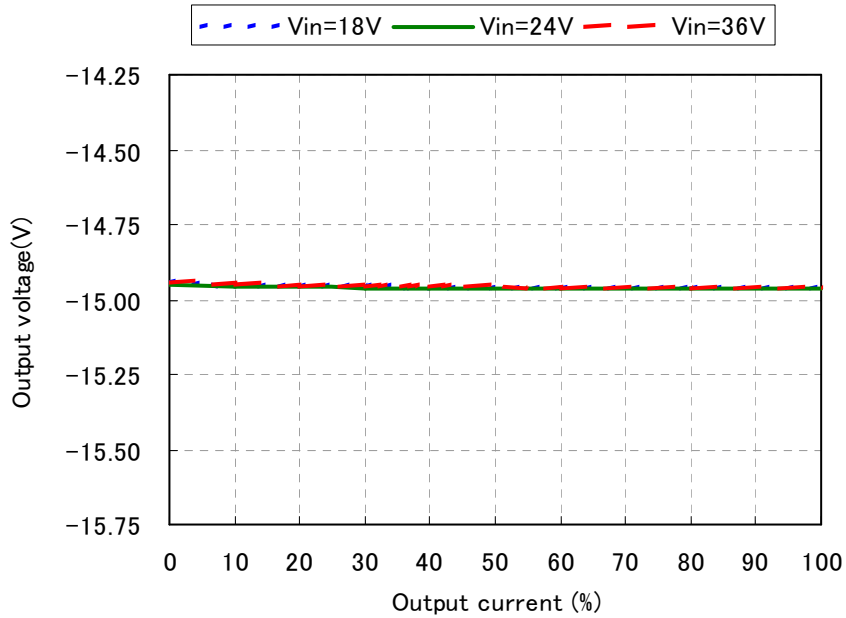
Condition Ta : 85°C
 TRM: Short-circuited to -Vout.

【 +Vout 】



Condition Ta : 85°C
 TRM: Short-circuited to -Vout.

【 -Vout 】



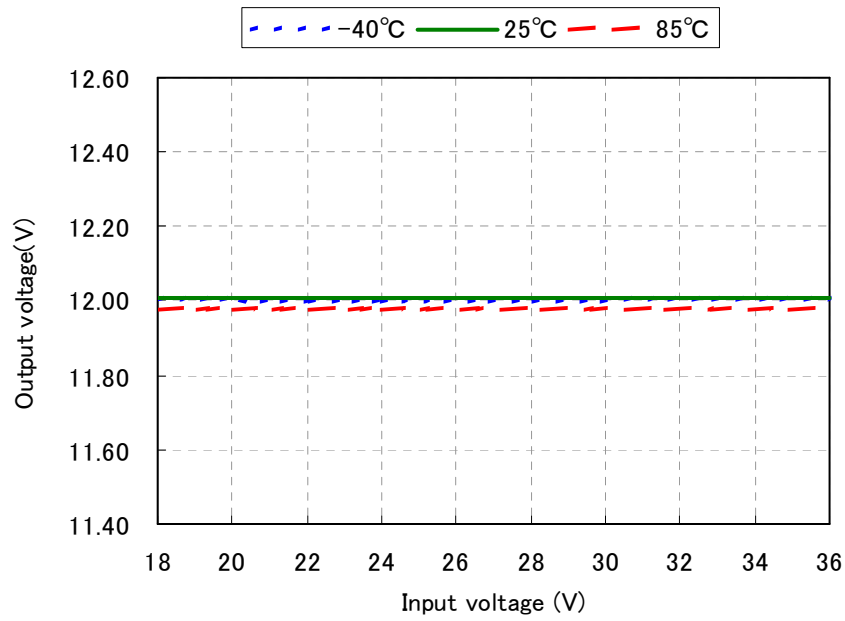
Product name or model, title			
DC-DC converter CC3-2412DS-E			
TDK CORPORATION	Name of drawing	Drawing No.	PAGE
	Evaluation data	TRSC-1586-1	7 /23

2. Line regulation

Condition

I_{out} : 100%

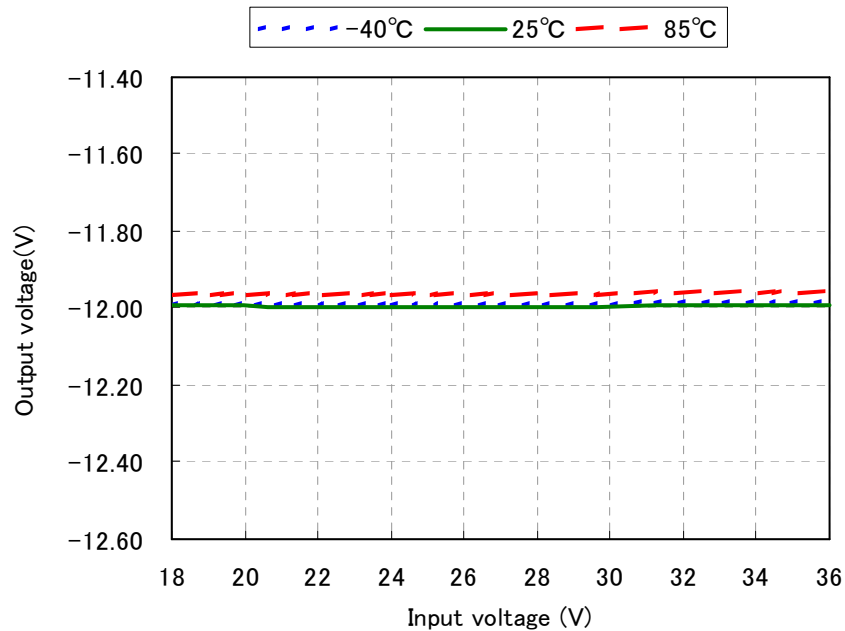
【 +V_{out} 】



Condition

I_{out} : 100%

【 -V_{out} 】



Product name or model, title

DC-DC converter CC3-2412DS-E

TDK CORPORATION

Name of drawing

Drawing No.

PAGE

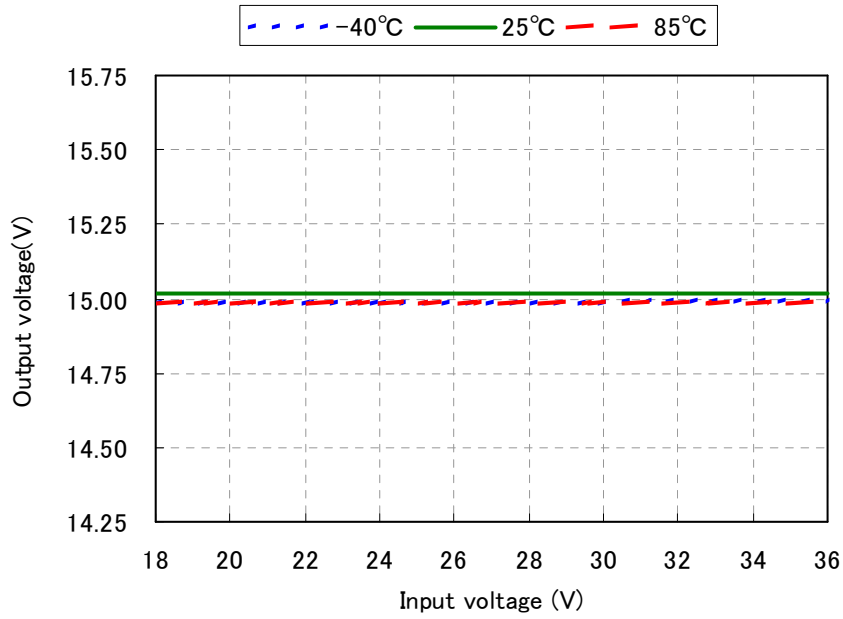
Evaluation data

TRSC-1586-1

8 /23

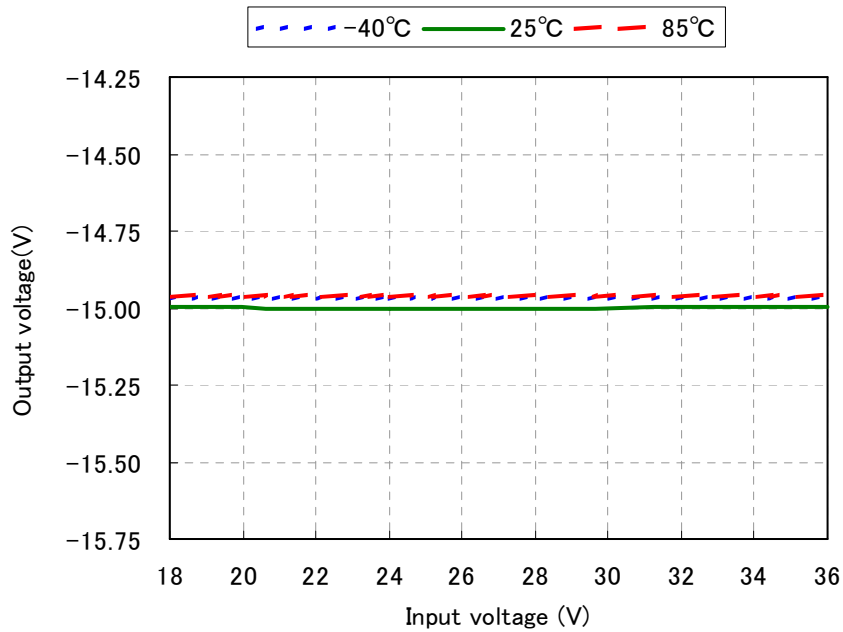
Condition Iout : 100%
TRM: Short-circuited to -Vout.

【 +Vout 】



Condition Iout : 100%
TRM: Short-circuited to -Vout.

【 -Vout 】



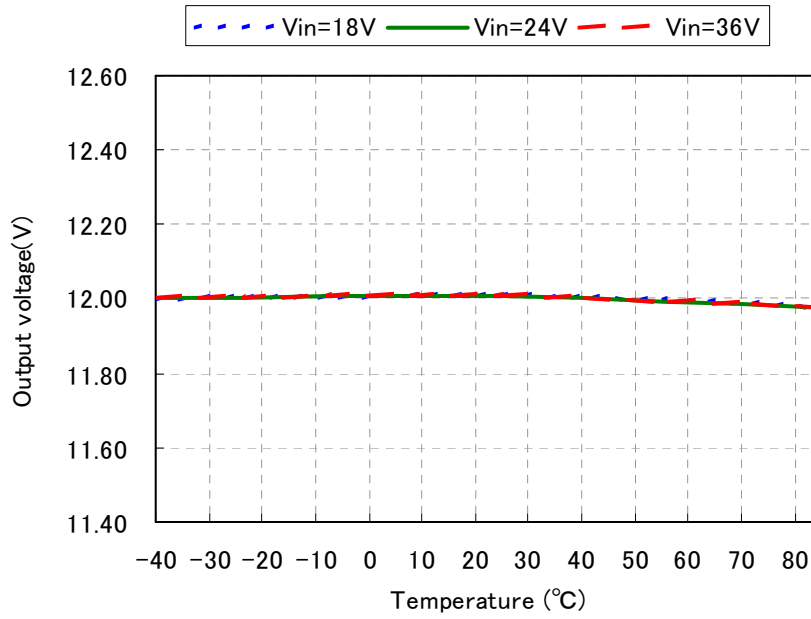
Product name or model, title			
DC-DC converter CC3-2412DS-E			
TDK CORPORATION	Name of drawing	Drawing No.	PAGE
	Evaluation data	TRSC-1586-1	9 /23

3. Temperature regulation

Condition

Iout : 100%

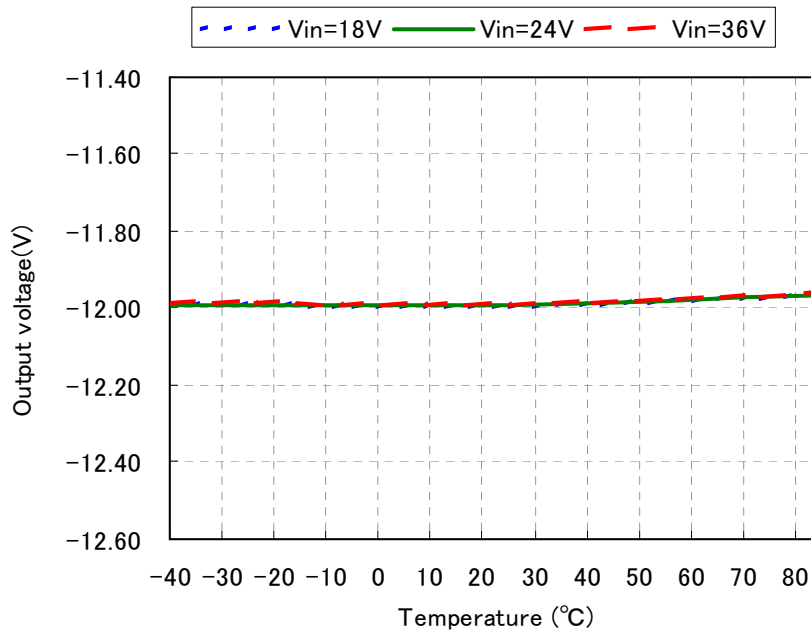
【 +Vout 】



Condition

Iout : 100%

【 -Vout 】



Product name or model, title

DC-DC converter CC3-2412DS-E

TDK CORPORATION

Name of drawing

Drawing No.

PAGE

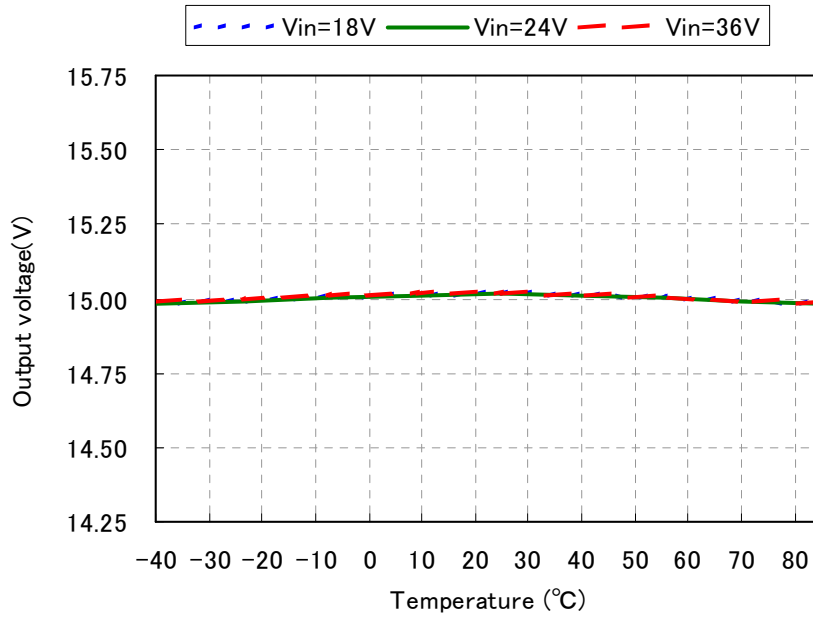
Evaluation data

TRSC-1586-1

10 /23

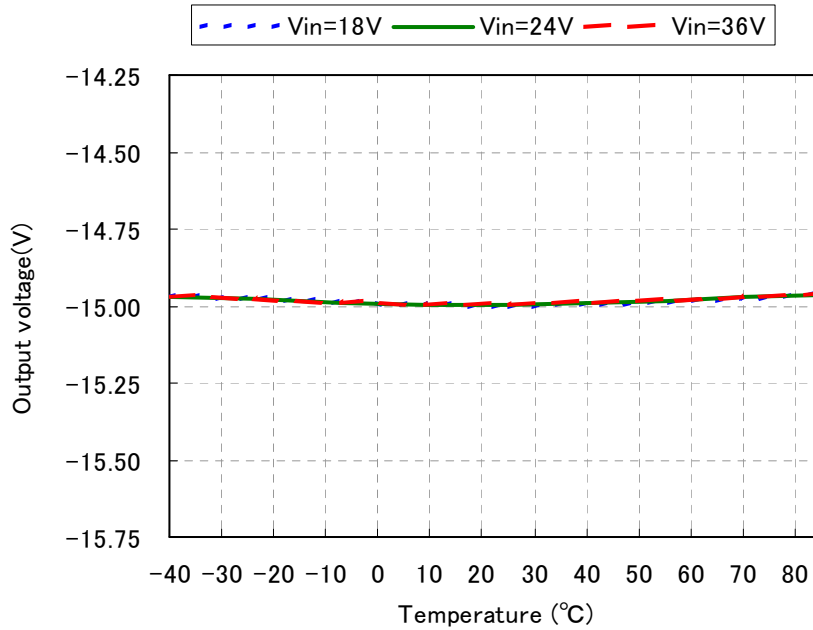
Condition Iout : 100%
 TRM: Short-circuited to -Vout.

【 +Vout 】



Condition Iout : 100%
 TRM: Short-circuited to -Vout.

【 -Vout 】



Product name or model, title

DC-DC converter CC3-2412DS-E

TDK CORPORATION

Name of drawing

Evaluation data

Drawing No.

TRSC-1586-1

PAGE

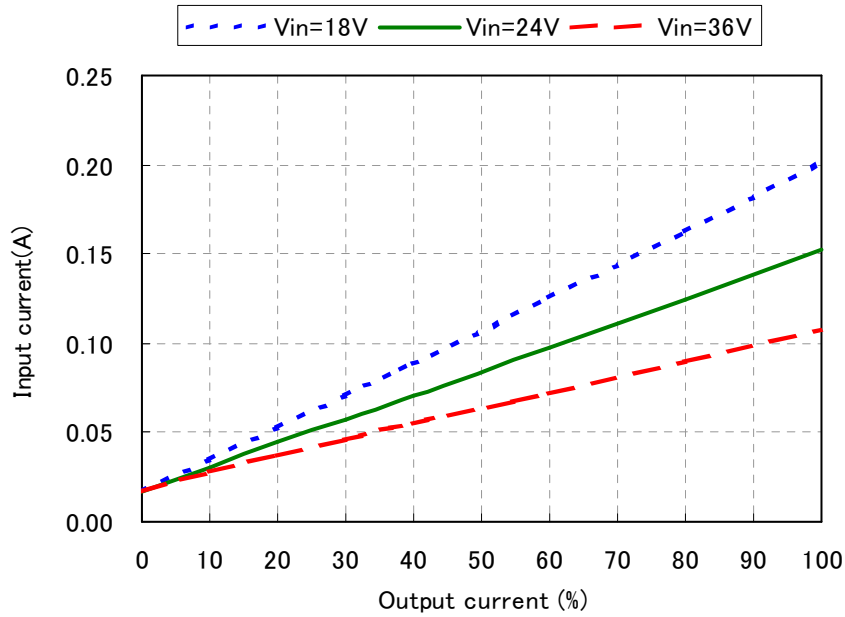
11 /23

4. Input current(vs. load current)

Condition

Ta : 25°C

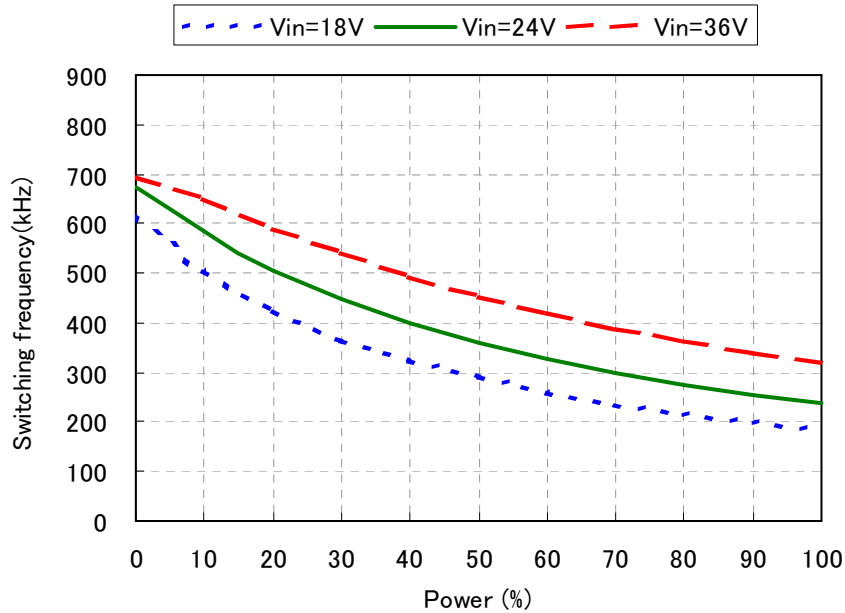
Vout : ±12V



5. Switching frequency(vs. output power)

Condition

Ta : 25°C



Product name or model, title

DC-DC converter CC3-2412DS-E

TDK CORPORATION

Name of drawing

Evaluation data

Drawing No.

TRSC-1586-1

PAGE

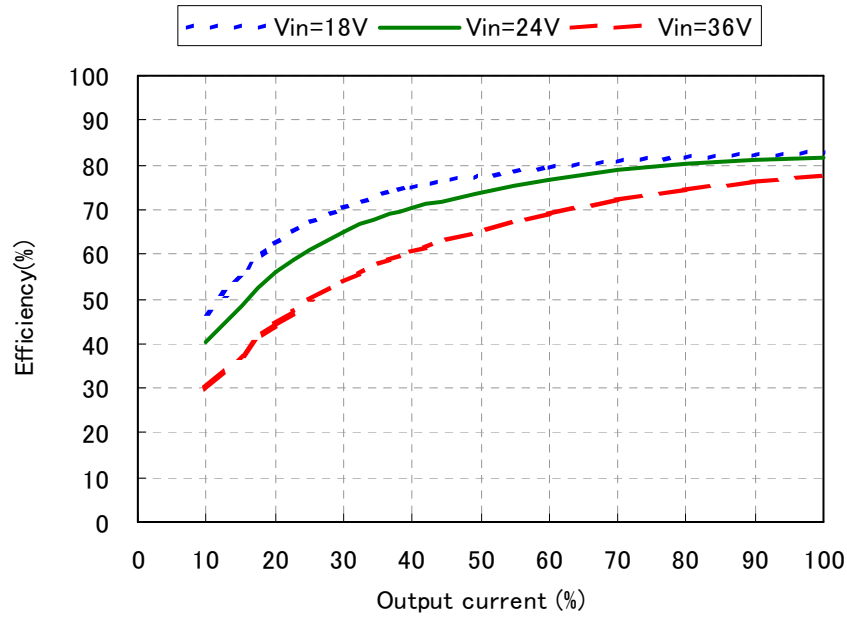
12 /23

6. Efficiency(vs. load current)

Condition

Ta : 25°C

Vout : ±12V

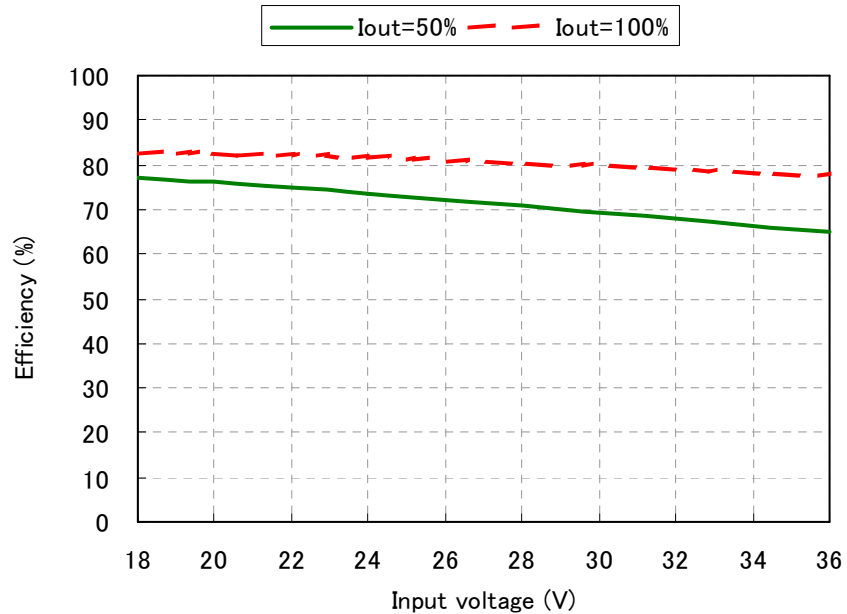


7. Efficiency(vs. input voltage)

Condition

Ta : 25°C

Vout : ±12V



Product name or model, title

DC-DC converter CC3-2412DS-E

TDK CORPORATION

Name of drawing

Evaluation data

Drawing No.

TRSC-1586-1

PAGE

13 /23

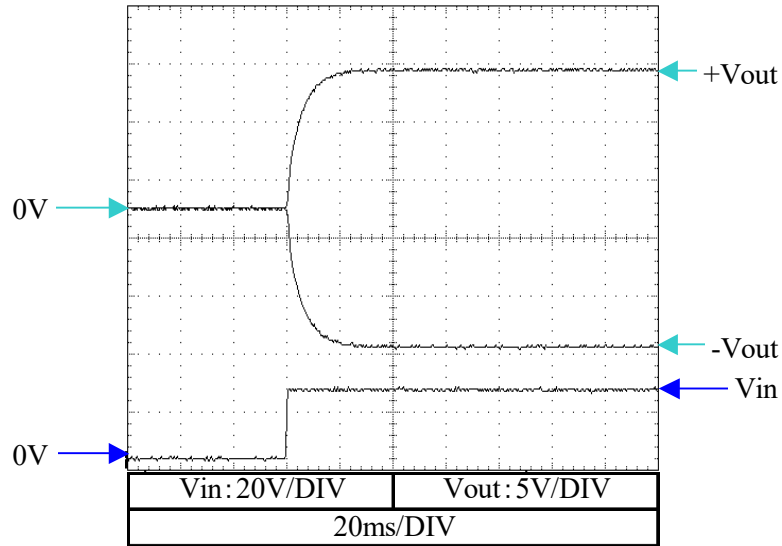
8. Output rise characteristics

Condition

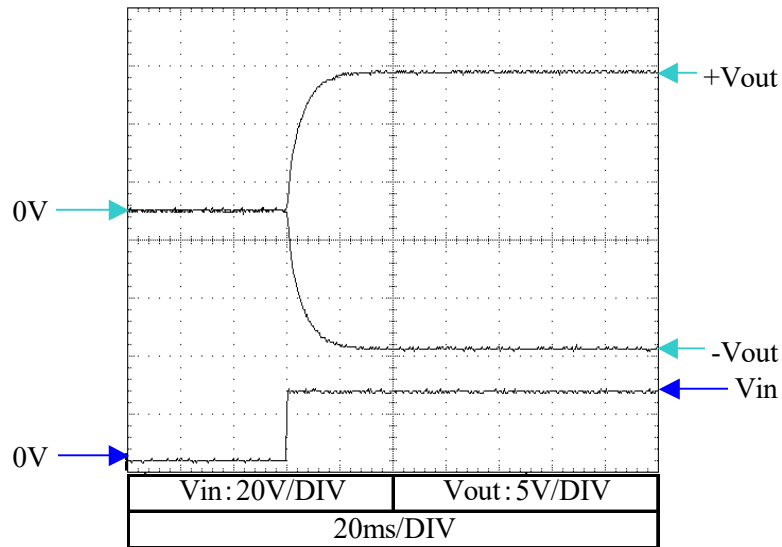
Vin : 24V

Ta : 25°C

Iout : 0%



Iout : 100%



Product name or model, title

DC-DC converter CC3-2412DS-E

TDK CORPORATION

Name of drawing

Drawing No.

PAGE

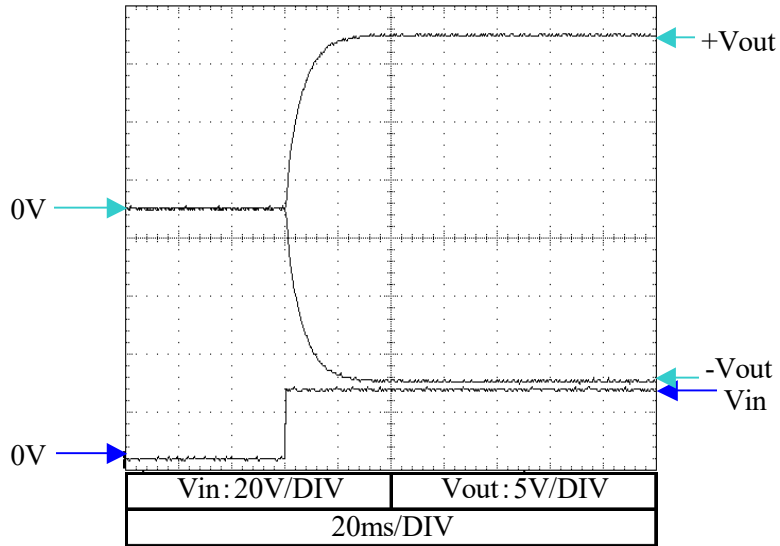
Evaluation data

TRSC-1586-1

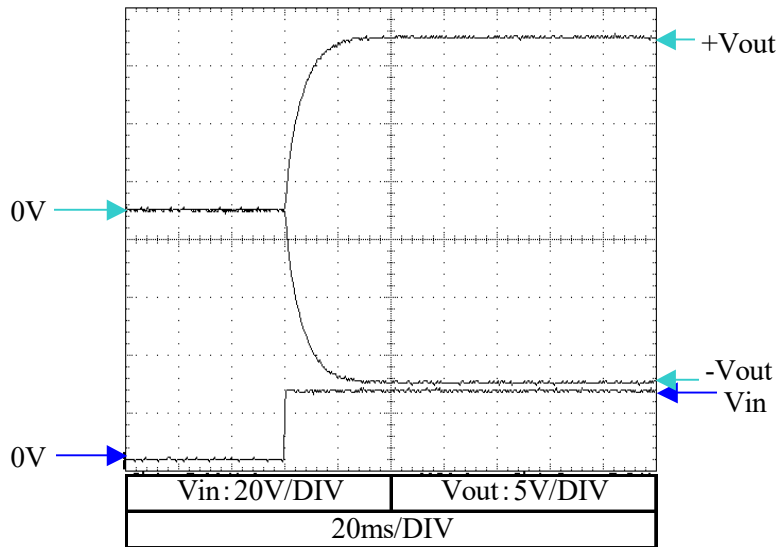
14 /23

Condition Vin : 24V
 Ta : 25°C
 TRM: Short-circuited to -Vout.

Iout : 0%



Iout : 100%



Product name or model, title

DC-DC converter CC3-2412DS-E

TDK CORPORATION

Name of drawing

Drawing No.

PAGE

Evaluation data

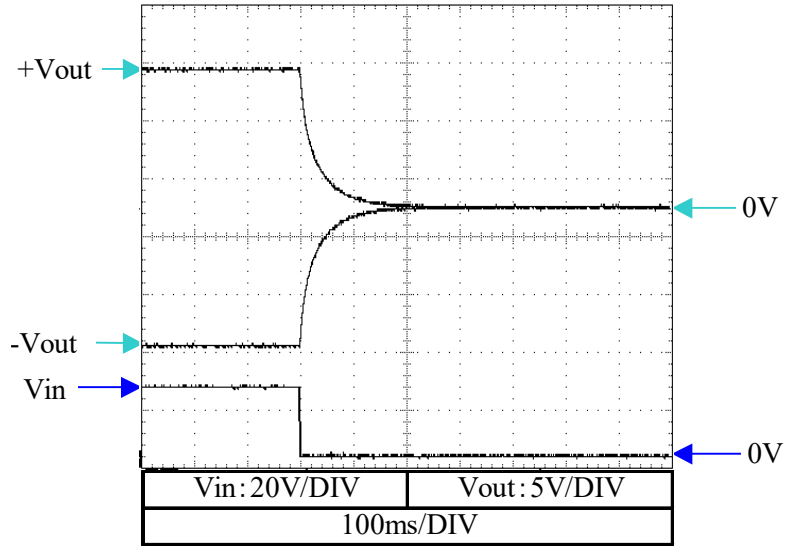
TRSC-1586-1

15 / 23

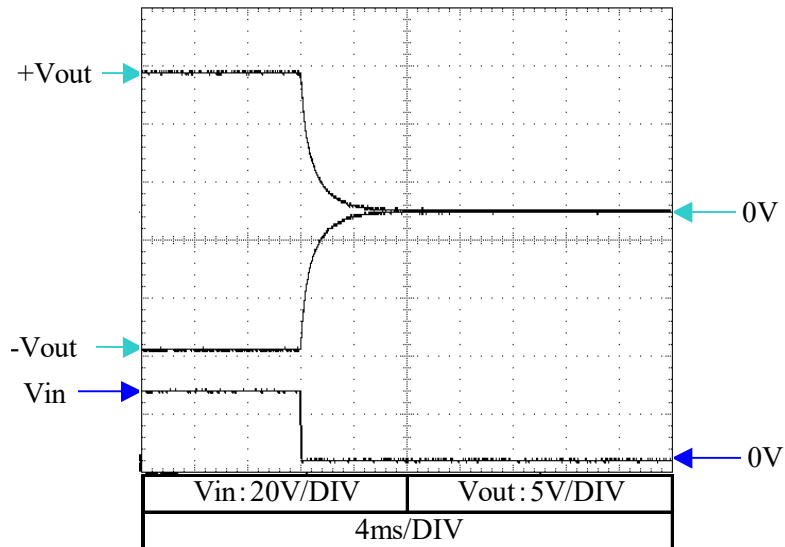
9. Output fall characteristics

Condition Vin : 24V
Ta : 25°C

Iout : 0%



Iout : 100%



Product name or model, title

DC-DC converter CC3-2412DS-E

TDK CORPORATION

Name of drawing

Drawing No.

PAGE

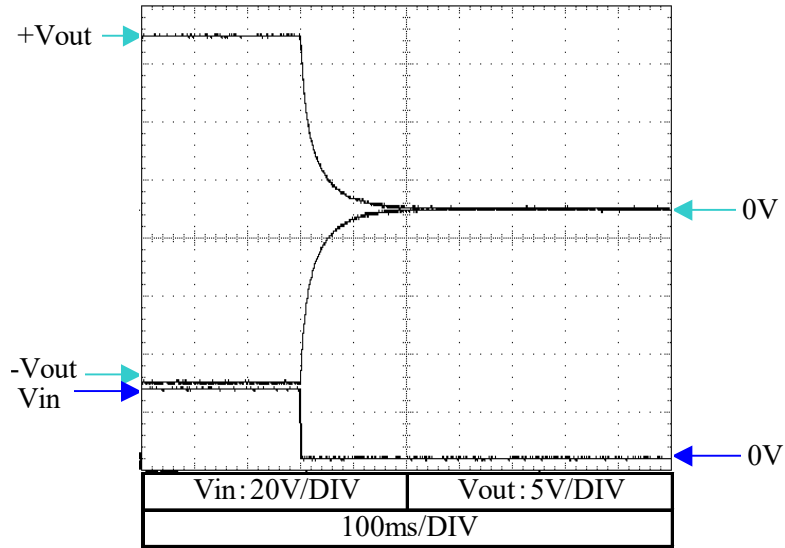
Evaluation data

TRSC-1586-1

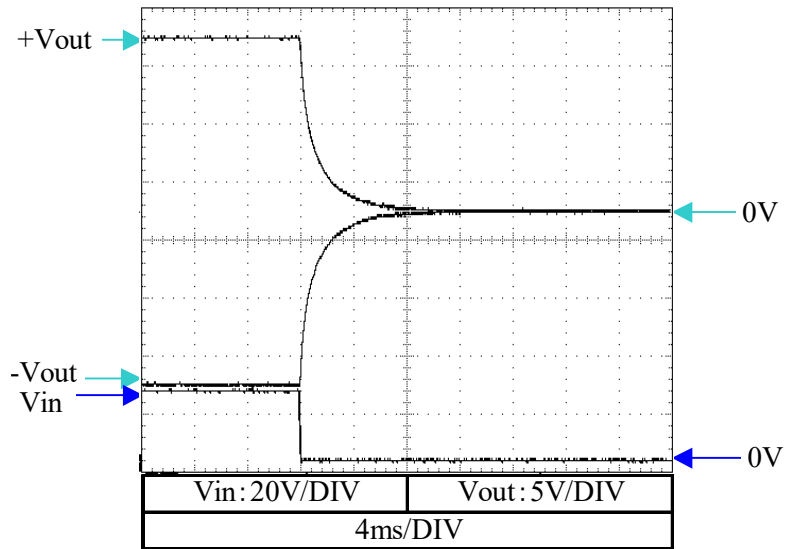
16 /23

Condition Vin : 24V
 Ta : 25°C
 TRM: Short-circuited to -Vout.

Iout : 0%



Iout : 100%



Product name or model, title

DC-DC converter CC3-2412DS-E

TDK CORPORATION

Name of drawing

Drawing No.

PAGE

Evaluation data

TRSC-1586-1

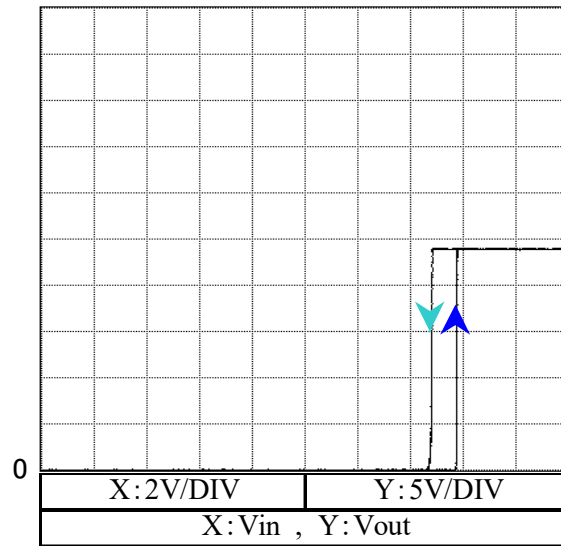
17 /23

10. Start/stop input voltage characteristics

Condition

I_{out} : 100%

T_a : 25°C



11. Dynamic load response characteristics

Condition

V_{in} : 24V

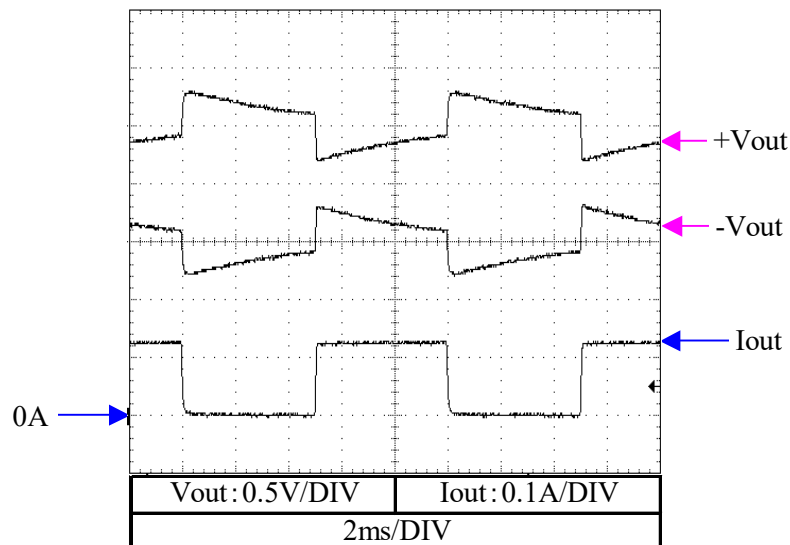
V_{out} : $\pm 12V$

I_{out} : 0% ~ 100%

$T_r=T_f$: 100 μs

f : 100Hz

T_a : 25°C



Product name or model, title

DC-DC converter CC3-2412DS-E

TDK CORPORATION

Name of drawing

Drawing No.

PAGE

Evaluation data

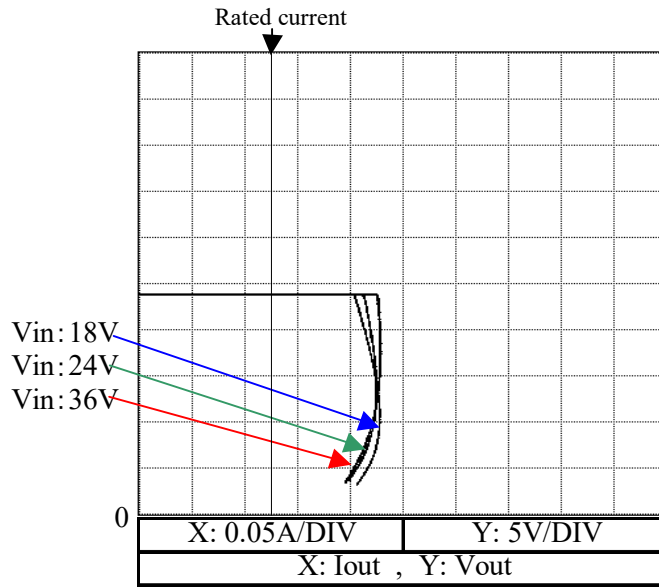
TRSC-1586-1

18 /23

12. Over current protection characteristics

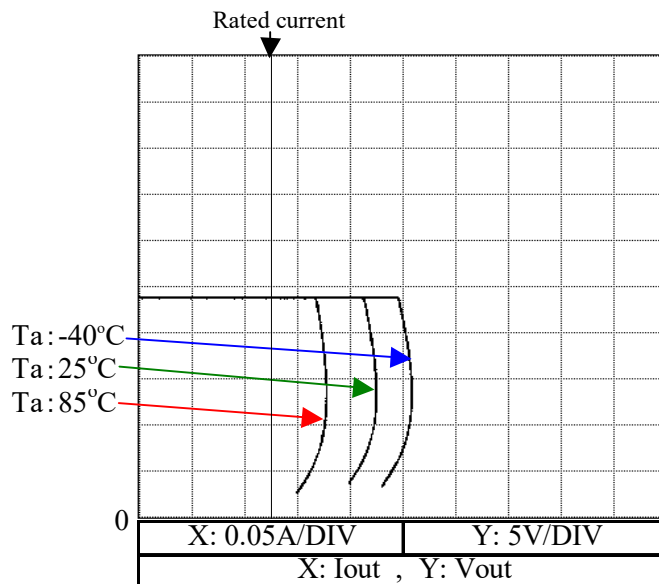
Condition

Ta : 25°C



Condition

Vin : 24V



Product name or model, title

DC-DC converter CC3-2412DS-E

TDK CORPORATION

Name of drawing

Evaluation data

Drawing No.

TRSC-1586-1

PAGE

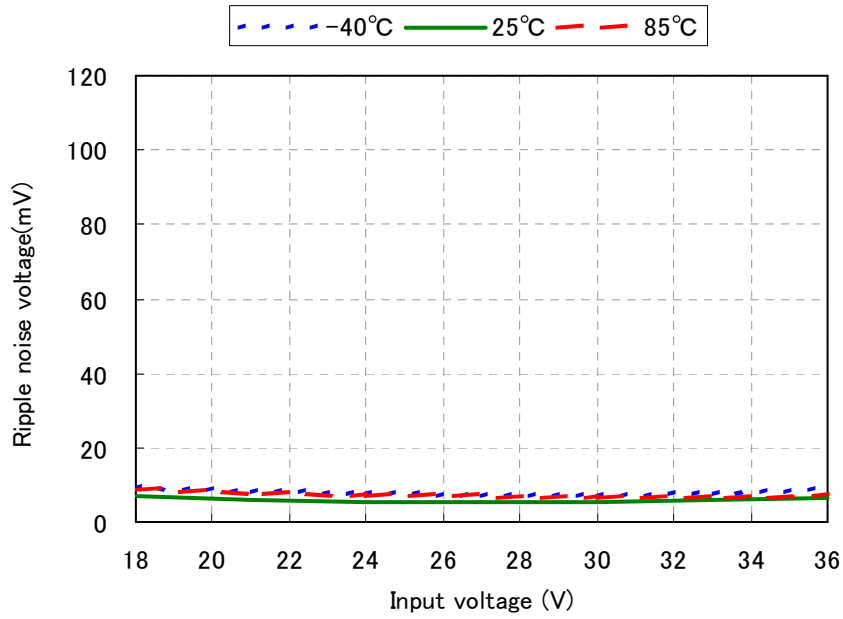
19 /23

13. Output ripple and noise characteristics

Condition

Iout : 100%

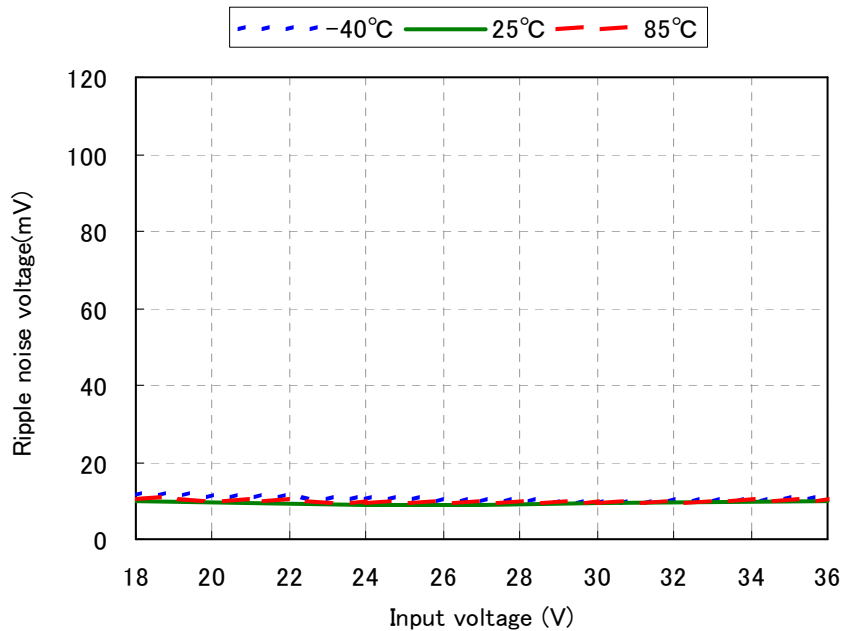
【 +Vout 】



Condition

Iout : 100%

【 -Vout 】



Product name or model, title

DC-DC converter CC3-2412DS-E

TDK CORPORATION

Name of drawing

Drawing No.

PAGE

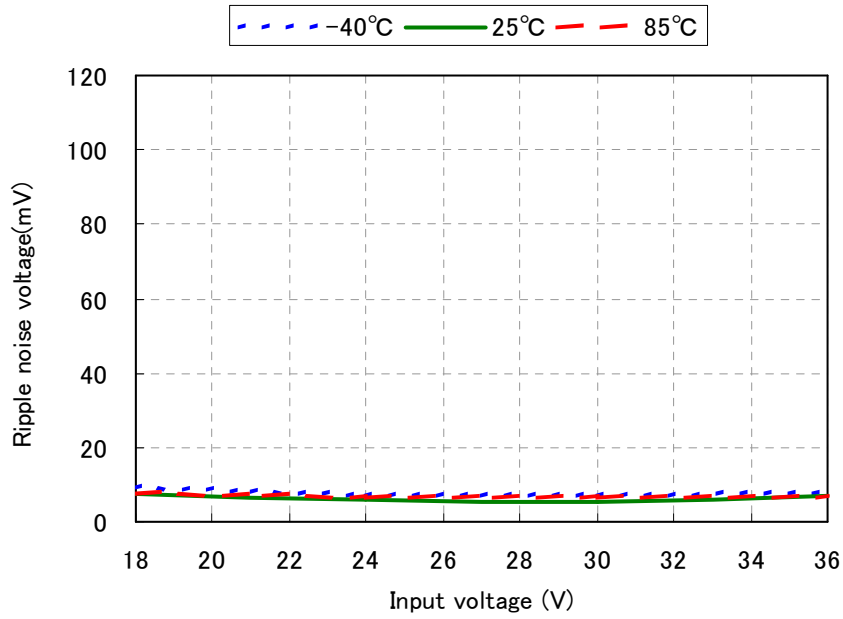
Evaluation data

TRSC-1586-1

20 /23

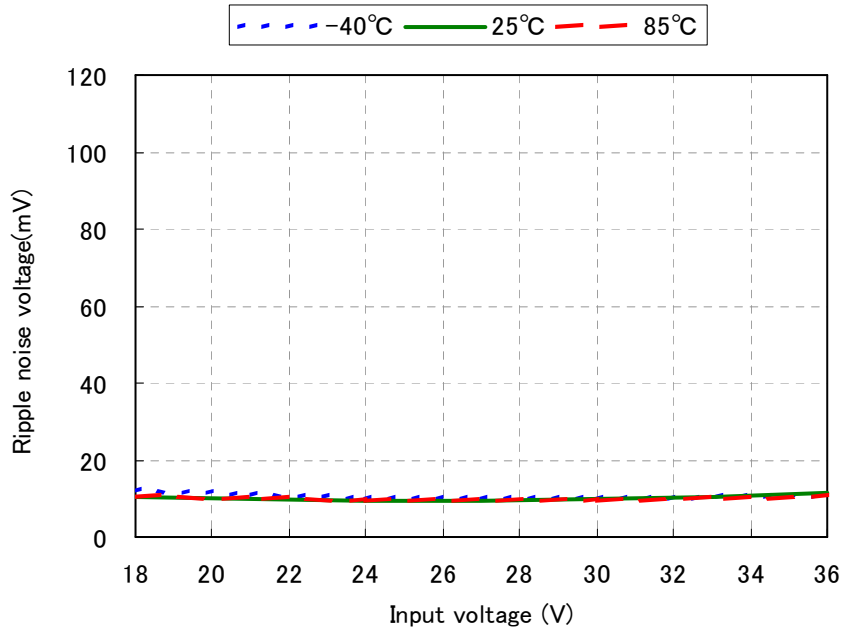
Condition Iout : 100%
TRM: Short-circuited to -Vout.

【 +Vout 】



Condition Iout : 100%
TRM: Short-circuited to -Vout.

【 -Vout 】



Product name or model, title

DC-DC converter CC3-2412DS-E

TDK CORPORATION

Name of drawing

Drawing No.

PAGE

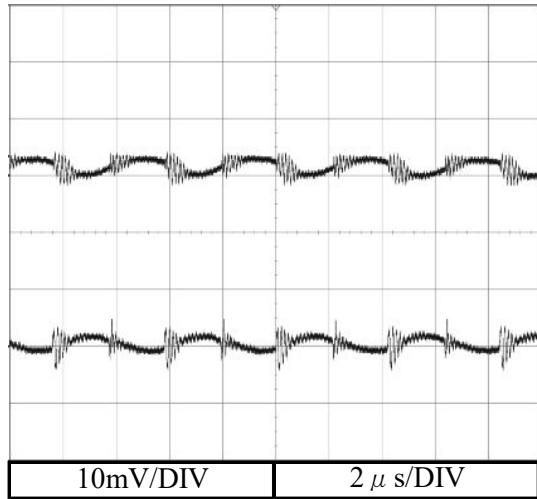
Evaluation data

TRSC-1586-1

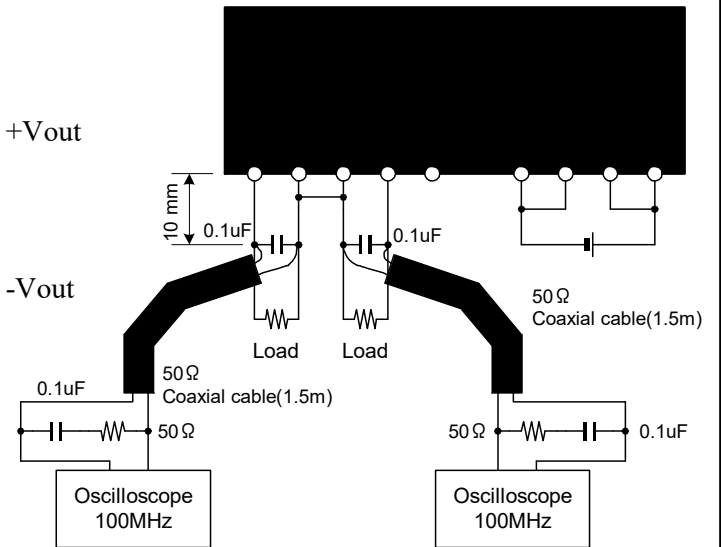
21 /23

14. Output ripple and noise waveform

Condition
 V_{in} : 24V
 I_{out} : 100%
 T_a : 25°C

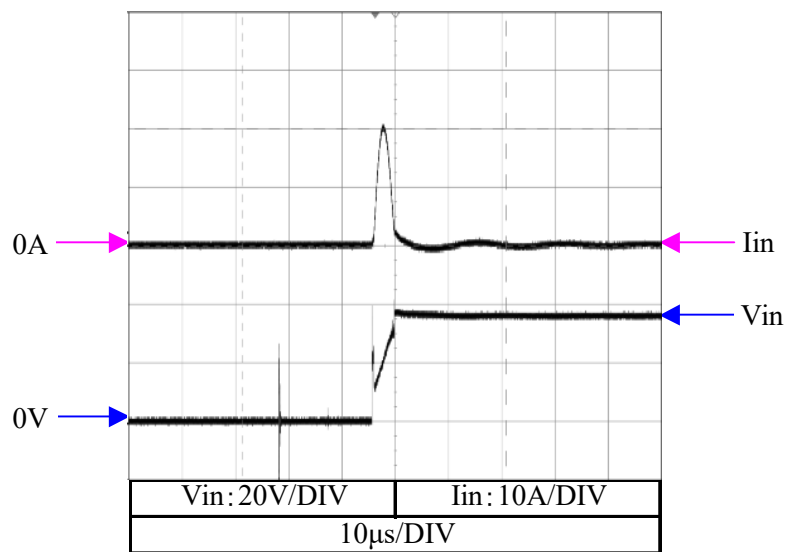


(Measurement circuit)



15. Inrush current waveform

Condition
 V_{in} : 36V
 I_{out} : 100%
 T_a : 25°C



Product name or model, title

DC-DC converter CC3-2412DS-E

TDK CORPORATION

Name of drawing

Drawing No.

PAGE

Evaluation data

TRSC-1586-1


22 /23

16. Temperature distribution


(Thermography)

Condition Vin : 24V
 Vout : ±12V
 Iout : 100%
 Ta : 25°C
 Wind velocity: 0m/s

A side(transformer mounting side)



B side



(Main parts)

rise of temperature(ΔT)		
Main swtch(°C)	Rectifier diode(°C)	Transformer(°C)
29.8	26.3	27.9

* We measured the temperatures of parts without the case by using the thermography. Therefore, it might be different a little from the actual temperature.

	Product name or model, title		
	DC-DC converter CC3-2412DS-E		
TDK CORPORATION	Name of drawing	Drawing No.	PAGE
	Evaluation data	TRSC-1586-1	23 /23