

This is uncontrolled copy when without Authorized Mark on the printed drawing. Verification of the latest version shall be conducted by PLM system.

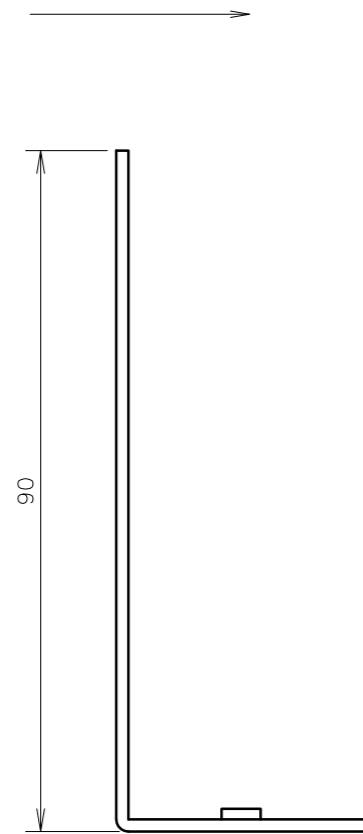
# RoHS COMPLIANCE

## Surface QC

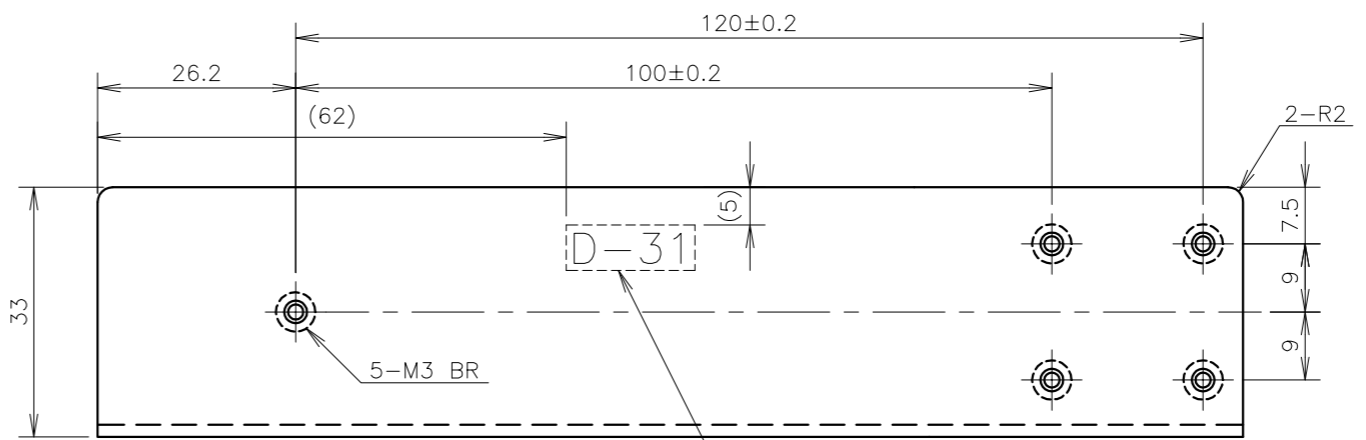
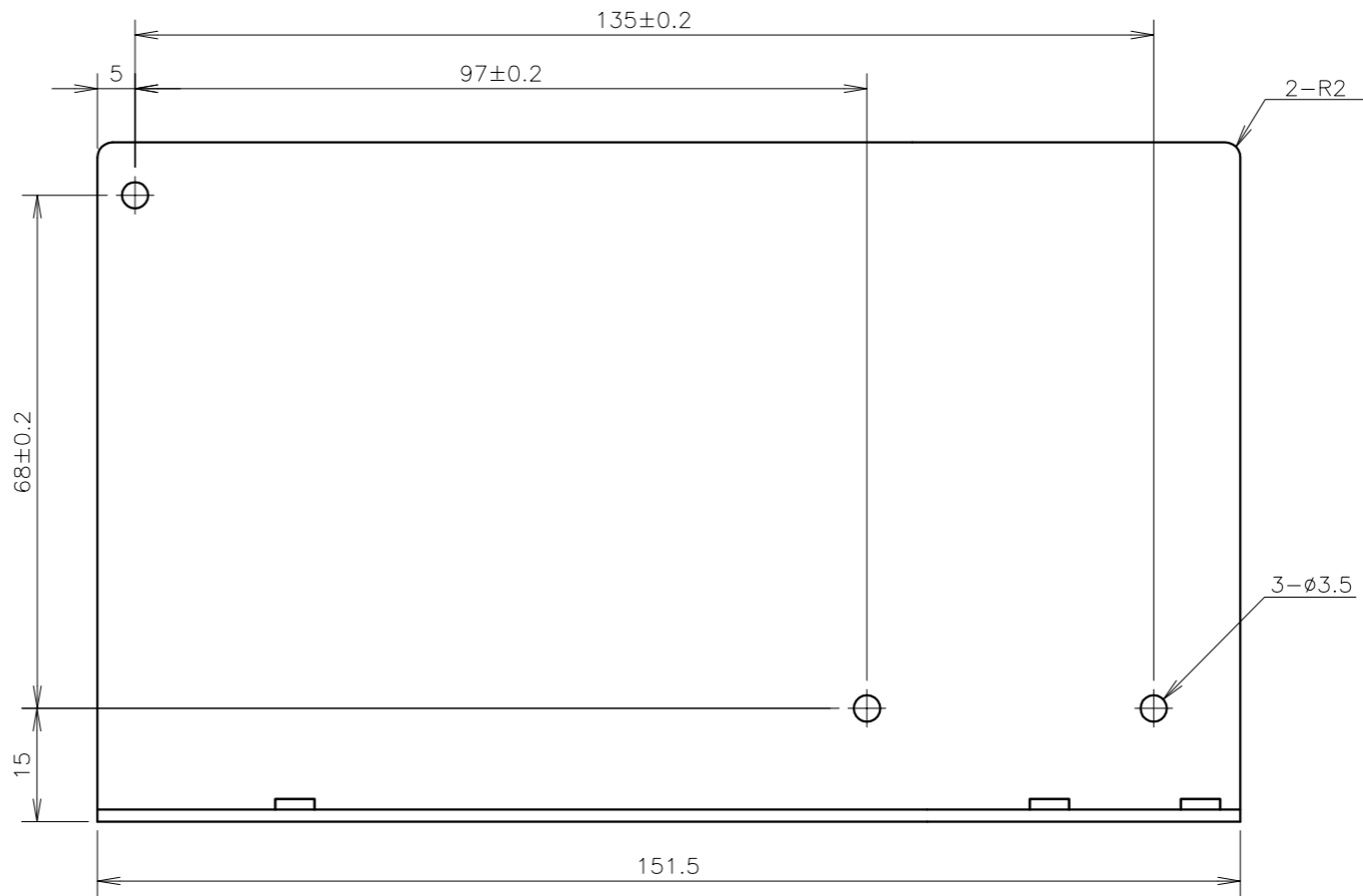
Unless otherwise specified dimensional tolerance as follows:

DIMENSION L (mm)	TOLERANCE ±mm
$L \leq 16.0$	0.1
$16.0 < L \leq 63.0$	0.2
$63.0 < L \leq 250.0$	0.3
$250.0 < L \leq 1000.0$	0.5

PUNCHING DIRECTION



D	REV	CONTENTS	DATE	ENGR	CHK	APPD
-	C43	NEW RELEASE				



HALLMARK (CHARACTER HEIGHT 4-7mm)

### NOTE

- 1.NO BURR NO SHARP EDGES.
- 2.INSIDE RADIUS OF BEND R0.5
- 3.UNLESS OTHERWISE SPECIFIED DIMENSIONAL BENDING ANGLE :  $90^\circ \pm 0.5^\circ$
- 4.TAP SHALL KEEP MORE THAN 3 THREADS.
- 5.RoHS COMPLIANCE :  
REFER TO T-L GROUP GREEN PROCUREMENT GUIDELINE : DL-EMS-010\_
- 6.SURFACE QC :  
REFER TO GUIDELINE FOR DEFECTS IN THE SURFACE APPEARANCE OF PRODUCTS (FOR VENDER) : NLS-B-225\_

APPD		SCALE	1 / 1	MATERIALS	TITLE	MS-9,MS-10,HMS50-100
CHK		UNITS	mm	SPCC-SD t=1.6		BRACKET
ENGR		ANGLE	3RD ANGLE PROJECTION	FINISH	DRAWING No.	8000-3-860 <input type="checkbox"/> PAGE 1/1
				Ep-Fe/Ni[2] b	<b>TDK-Lambda</b>	

G:\8000-3-860.dwg