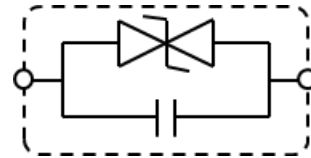


# Multilayer Chip Varistor : AVR0603C120MT150N

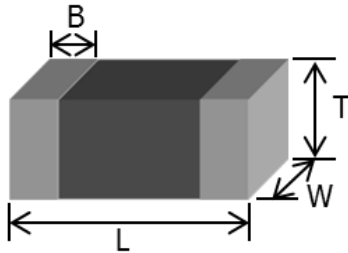
## Features

- Commercial grade
- Size : EIA0201 (0.6x0.3mm)
- Excellent ESD clamp characteristics
- High ESD durability : IEC61000-4-2, Level 4
- Operating temperature range : -40°C ~ 85°C

## Equivalent Circuit

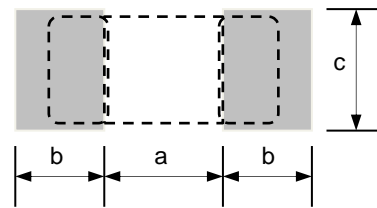


## Shapes & Dimensions



Unit / mm				
EIA	L	W	T	B
0201	0.6±0.03	0.3±0.03	0.3±0.03	0.1 Min.

## Recommended PCB Pattern



Unit / mm			
EIA	a	b	c
0201	0.25 to 0.35	0.2 to 0.3	0.25 to 0.35

## Product Identification

**AVRM**   **0603**   **C**   **120**   **M**   **T**   **150**   **N**  
 (1)   (2)   (3)   (4)   (5)   (6)   (7)   (8)

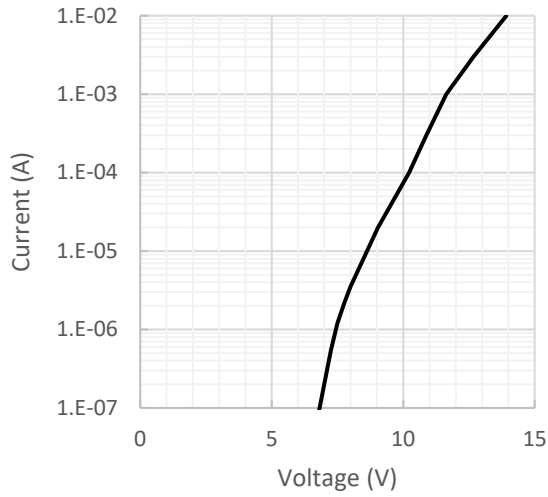
(1)	Series name / AVR0603
(2)	Dimension / 0603:0.6x0.3(mm)
(3)	Structure
(4)	Varistor voltage / 120:12x10 <sup>0</sup> (V)
(5)	Varistor voltage tolerance / M : ±20(%)
(6)	Packaging scheme / T : Taping
(7)	Capacitance / 150:15x10 <sup>0</sup> (pF)
(8)	Capacitance tolerance / N : ±30(%)

## Electrical Characteristics

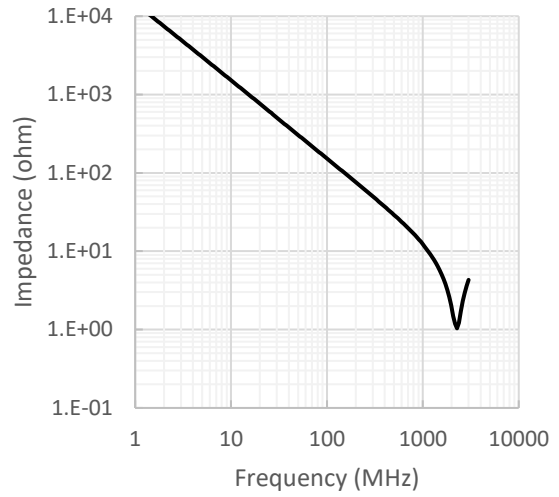
TDK Product Name	Varistor voltage (Breakdown voltage)	Rated voltage	Clamping voltage		Energy	Peak current	Capacitance
	DC1mA	DC	8/20µs		10/1000µs	8/20µs	1kHz, 1Vrms
		Max.	Typ.		Max.	Max.	Typ.
	V1mA (V)	Vdc	Vcl	Icl	E (Joule)	I <sub>p</sub> (A)	C (pF)
AVRM0603C120MT150N	12.8(10~15.6)	5.5	35	1	0.003	1	15(10.5~19.5)

# Multilayer Chip Varistor : AVR0603C120MT150N

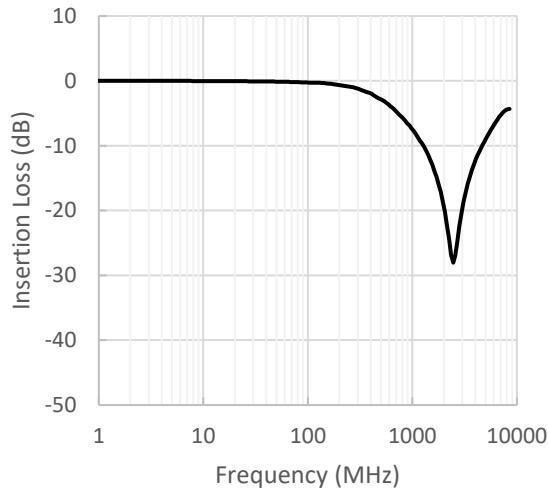
**Current-Voltage Curve**



**Impedance-Freq.**



**Insertion Loss**



**Capacitance-Freq.**

