

## Inductors

Nov. 18, 2020  
Simple Model

Automotive Grade for High Frequency Circuits / MHQ0603P series (1/5)

### Circuit Diagram



### Circuit Parameters

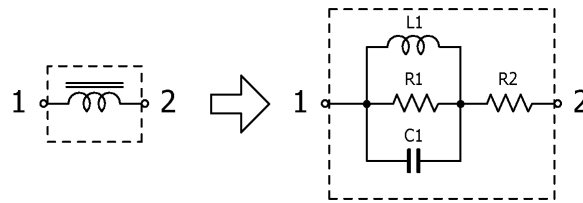
Part No.	L1[ $\mu$ H]	R1[ohm]	C1[pF]	R2[ohm]
MHQ0603P0N6BTD25	0.00060	1,100	0.254	0.0044
MHQ0603P0N6CTD25	0.00060	1,100	0.254	0.0044
MHQ0603P0N7BTD25	0.00070	1,500	0.225	0.0050
MHQ0603P0N7CTD25	0.00070	1,500	0.225	0.0050
MHQ0603P0N8BTD25	0.00080	1,700	0.230	0.0058
MHQ0603P0N8CTD25	0.00080	1,700	0.230	0.0058
MHQ0603P0N9BTD25	0.00090	2,800	0.145	0.0048
MHQ0603P0N9CTD25	0.00090	2,800	0.145	0.0048
MHQ0603P1N0BTD25	0.0010	4,700	0.094	0.0217
MHQ0603P1N0CTD25	0.0010	4,700	0.094	0.0217
MHQ0603P1N0STD25	0.0010	4,700	0.094	0.0217
MHQ0603P1N1BTD25	0.0011	5,700	0.084	0.0225
MHQ0603P1N1CTD25	0.0011	5,700	0.084	0.0225
MHQ0603P1N1STD25	0.0011	5,700	0.084	0.0225
MHQ0603P1N2BTD25	0.0012	6,600	0.078	0.0296
MHQ0603P1N2CTD25	0.0012	6,600	0.078	0.0296
MHQ0603P1N2STD25	0.0012	6,600	0.078	0.0296
MHQ0603P1N3BTD25	0.0013	6,300	0.086	0.0478
MHQ0603P1N3CTD25	0.0013	6,300	0.086	0.0478
MHQ0603P1N3STD25	0.0013	6,300	0.086	0.0478
MHQ0603P1N4BTD25	0.0014	6,300	0.084	0.0463
MHQ0603P1N4CTD25	0.0014	6,300	0.084	0.0463
MHQ0603P1N4STD25	0.0014	6,300	0.084	0.0463
MHQ0603P1N5BTD25	0.0015	6,300	0.088	0.0457
MHQ0603P1N5CTD25	0.0015	6,300	0.088	0.0457
MHQ0603P1N5STD25	0.0015	6,300	0.088	0.0457
MHQ0603P1N6BTD25	0.0016	6,900	0.083	0.0541
MHQ0603P1N6CTD25	0.0016	6,900	0.083	0.0541
MHQ0603P1N6STD25	0.0016	6,900	0.083	0.0541
MHQ0603P1N7BTD25	0.0017	7,700	0.083	0.0561
MHQ0603P1N7CTD25	0.0017	7,700	0.083	0.0561
MHQ0603P1N7STD25	0.0017	7,700	0.083	0.0561
MHQ0603P1N8BTD25	0.0018	8,200	0.081	0.0648
MHQ0603P1N8CTD25	0.0018	8,200	0.081	0.0648
MHQ0603P1N8STD25	0.0018	8,200	0.081	0.0648
MHQ0603P1N9BTD25	0.0019	8,100	0.083	0.0681

## Inductors

Nov. 18, 2020  
Simple Model

Automotive Grade for High Frequency Circuits / MHQ0603P series (2/5)

### Circuit Diagram



### Circuit Parameters

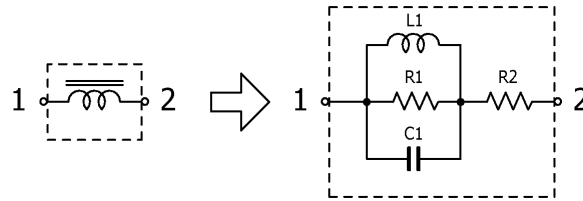
Part No.	L1[ $\mu$ H]	R1[ohm]	C1[pF]	R2[ohm]
MHQ0603P1N9CTD25	0.0019	8,100	0.083	0.0681
MHQ0603P1N9STD25	0.0019	8,100	0.083	0.0681
MHQ0603P2N0BTD25	0.0020	7,900	0.090	0.0676
MHQ0603P2N0CTD25	0.0020	7,900	0.090	0.0676
MHQ0603P2N0STD25	0.0020	7,900	0.090	0.0676
MHQ0603P2N1BTD25	0.0021	8,800	0.085	0.0764
MHQ0603P2N1CTD25	0.0021	8,800	0.085	0.0764
MHQ0603P2N1STD25	0.0021	8,800	0.085	0.0764
MHQ0603P2N2BTD25	0.0022	9,100	0.085	0.0775
MHQ0603P2N2CTD25	0.0022	9,100	0.085	0.0775
MHQ0603P2N2STD25	0.0022	9,100	0.085	0.0775
MHQ0603P2N3BTD25	0.0023	14,000	0.056	0.0663
MHQ0603P2N3CTD25	0.0023	14,000	0.056	0.0663
MHQ0603P2N3STD25	0.0023	14,000	0.056	0.0663
MHQ0603P2N4BTD25	0.0024	13,000	0.062	0.0631
MHQ0603P2N4CTD25	0.0024	13,000	0.062	0.0631
MHQ0603P2N4STD25	0.0024	13,000	0.062	0.0631
MHQ0603P2N5BTD25	0.0025	9,000	0.090	0.1558
MHQ0603P2N5CTD25	0.0025	9,000	0.090	0.1558
MHQ0603P2N5STD25	0.0025	9,000	0.090	0.1558
MHQ0603P2N6BTD25	0.0026	9,700	0.088	0.1429
MHQ0603P2N6CTD25	0.0026	9,700	0.088	0.1429
MHQ0603P2N6STD25	0.0026	9,700	0.088	0.1429
MHQ0603P2N7BTD25	0.0027	13,000	0.065	0.1479
MHQ0603P2N7CTD25	0.0027	13,000	0.065	0.1479
MHQ0603P2N7STD25	0.0027	13,000	0.065	0.1479
MHQ0603P2N8BTD25	0.0028	12,000	0.075	0.1543
MHQ0603P2N8CTD25	0.0028	12,000	0.075	0.1543
MHQ0603P2N8STD25	0.0028	12,000	0.075	0.1543
MHQ0603P2N9BTD25	0.0029	10,000	0.085	0.1771
MHQ0603P2N9CTD25	0.0029	10,000	0.085	0.1771
MHQ0603P2N9STD25	0.0029	10,000	0.085	0.1771
MHQ0603P3N0BTD25	0.0030	8,600	0.102	0.1710
MHQ0603P3N0CTD25	0.0030	8,600	0.102	0.1710
MHQ0603P3N0STD25	0.0030	8,600	0.102	0.1710
MHQ0603P3N1BTD25	0.0031	13,000	0.074	0.1846

## Inductors

Nov. 18, 2020  
Simple Model

Automotive Grade for High Frequency Circuits / MHQ0603P series (3/5)

### Circuit Diagram



### Circuit Parameters

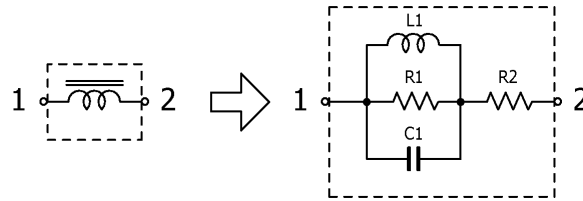
Part No.	L1[ $\mu$ H]	R1[ohm]	C1[pF]	R2[ohm]
MHQ0603P3N1CTD25	0.0031	13,000	0.074	0.1846
MHQ0603P3N1STD25	0.0031	13,000	0.074	0.1846
MHQ0603P3N2BTD25	0.0032	12,000	0.079	0.1152
MHQ0603P3N2CTD25	0.0032	12,000	0.079	0.1152
MHQ0603P3N2STD25	0.0032	12,000	0.079	0.1152
MHQ0603P3N3BTD25	0.0033	9,700	0.098	0.1368
MHQ0603P3N3CTD25	0.0033	9,700	0.098	0.1368
MHQ0603P3N3STD25	0.0033	9,700	0.098	0.1368
MHQ0603P3N4BTD25	0.0034	12,000	0.083	0.1270
MHQ0603P3N4CTD25	0.0034	12,000	0.083	0.1270
MHQ0603P3N4STD25	0.0034	12,000	0.083	0.1270
MHQ0603P3N5BTD25	0.0035	10,000	0.097	0.1431
MHQ0603P3N5CTD25	0.0035	10,000	0.097	0.1431
MHQ0603P3N5STD25	0.0035	10,000	0.097	0.1431
MHQ0603P3N6BTD25	0.0036	11,000	0.095	0.1417
MHQ0603P3N6CTD25	0.0036	11,000	0.095	0.1417
MHQ0603P3N6STD25	0.0036	11,000	0.095	0.1417
MHQ0603P3N7BTD25	0.0037	14,000	0.076	0.1523
MHQ0603P3N7CTD25	0.0037	14,000	0.076	0.1523
MHQ0603P3N7STD25	0.0037	14,000	0.076	0.1523
MHQ0603P3N8BTD25	0.0038	12,000	0.093	0.1784
MHQ0603P3N8CTD25	0.0038	12,000	0.093	0.1784
MHQ0603P3N8STD25	0.0038	12,000	0.093	0.1784
MHQ0603P3N9BTD25	0.0039	12,000	0.091	0.2090
MHQ0603P3N9CTD25	0.0039	12,000	0.091	0.2090
MHQ0603P3N9STD25	0.0039	12,000	0.091	0.2090
MHQ0603P4N0BTD25	0.0040	14,000	0.078	0.1632
MHQ0603P4N0CTD25	0.0040	14,000	0.078	0.1632
MHQ0603P4N0STD25	0.0040	14,000	0.078	0.1632
MHQ0603P4N1BTD25	0.0041	11,000	0.098	0.2086
MHQ0603P4N1CTD25	0.0041	11,000	0.098	0.2086
MHQ0603P4N1STD25	0.0041	11,000	0.098	0.2086
MHQ0603P4N2BTD25	0.0042	12,000	0.095	0.2101
MHQ0603P4N2CTD25	0.0042	12,000	0.095	0.2101
MHQ0603P4N2STD25	0.0042	12,000	0.095	0.2101
MHQ0603P4N3CTD25	0.0043	13,000	0.086	0.1956

## Inductors

Nov. 18, 2020  
Simple Model

Automotive Grade for High Frequency Circuits / MHQ0603P series (4/5)

### Circuit Diagram



### Circuit Parameters

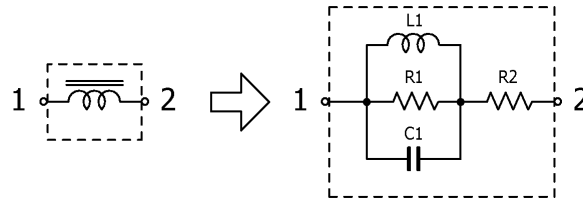
Part No.	L1[ $\mu$ H]	R1[ohm]	C1[pF]	R2[ohm]
MHQ0603P4N3HTD25	0.0043	13,000	0.086	0.1956
MHQ0603P4N3STD25	0.0043	13,000	0.086	0.1956
MHQ0603P4N7CTD25	0.0047	15,000	0.078	0.2470
MHQ0603P4N7HTD25	0.0047	15,000	0.078	0.2470
MHQ0603P4N7STD25	0.0047	15,000	0.078	0.2470
MHQ0603P5N1CTD25	0.0051	17,000	0.078	0.2337
MHQ0603P5N1HTD25	0.0051	17,000	0.078	0.2337
MHQ0603P5N1STD25	0.0051	17,000	0.078	0.2337
MHQ0603P5N6CTD25	0.0056	16,000	0.080	0.2663
MHQ0603P5N6HTD25	0.0056	16,000	0.080	0.2663
MHQ0603P5N6STD25	0.0056	16,000	0.080	0.2663
MHQ0603P6N2CTD25	0.0062	15,000	0.088	0.4746
MHQ0603P6N2HTD25	0.0062	15,000	0.088	0.4746
MHQ0603P6N2STD25	0.0062	15,000	0.088	0.4746
MHQ0603P6N8HTD25	0.0068	18,000	0.081	0.5176
MHQ0603P6N8JTD25	0.0068	18,000	0.081	0.5176
MHQ0603P7N5HTD25	0.0075	16,000	0.094	0.3421
MHQ0603P7N5JTD25	0.0075	16,000	0.094	0.3421
MHQ0603P8N2HTD25	0.0082	16,000	0.092	0.5993
MHQ0603P8N2JTD25	0.0082	16,000	0.092	0.5993
MHQ0603P9N1HTD25	0.0091	20,000	0.086	0.5903
MHQ0603P9N1JTD25	0.0091	20,000	0.086	0.5903
MHQ0603P10NHTD25	0.010	18,000	0.087	0.6911
MHQ0603P10NJTD25	0.010	18,000	0.087	0.6911
MHQ0603P11NHTD25	0.011	18,000	0.094	0.8380
MHQ0603P11NJTD25	0.011	18,000	0.094	0.8380
MHQ0603P12NHTD25	0.012	21,000	0.092	0.7063
MHQ0603P12NJTD25	0.012	21,000	0.092	0.7063
MHQ0603P13NHTD25	0.013	16,000	0.088	0.9609
MHQ0603P13NJTD25	0.013	16,000	0.088	0.9609
MHQ0603P15NHTD25	0.015	21,000	0.091	0.8403
MHQ0603P15NJTD25	0.015	21,000	0.091	0.8403
MHQ0603P16NHTD25	0.016	21,000	0.088	0.9903
MHQ0603P16NJTD25	0.016	21,000	0.088	0.9903
MHQ0603P18NHTD25	0.018	23,000	0.091	1.0306
MHQ0603P18NJTD25	0.018	23,000	0.091	1.0306

## Inductors

Nov. 18, 2020  
Simple Model

Automotive Grade for High Frequency Circuits / MHQ0603P series (5/5)

### Circuit Diagram



### Circuit Parameters

Part No.	L1[uH]	R1[ohm]	C1[pF]	R2[ohm]
MHQ0603P20NHTD25	0.020	21,000	0.095	1.3181
MHQ0603P20NJTD25	0.020	21,000	0.095	1.3181
MHQ0603P22NHTD25	0.022	25,000	0.093	1.1456
MHQ0603P22NJTD25	0.022	25,000	0.093	1.1456
MHQ0603P24NHTD25	0.024	20,000	0.102	1.5466
MHQ0603P24NJTD25	0.024	20,000	0.102	1.5466
MHQ0603P27NHTD25	0.027	25,000	0.092	1.3573
MHQ0603P27NJTD25	0.027	25,000	0.092	1.3573
MHQ0603P30NHTD25	0.030	27,000	0.080	1.6171
MHQ0603P30NJTD25	0.030	27,000	0.080	1.6171
MHQ0603P33NHTD25	0.033	25,000	0.101	1.8283
MHQ0603P33NJTD25	0.033	25,000	0.101	1.8283
MHQ0603P36NHTD25	0.036	30,000	0.075	1.8116
MHQ0603P36NJTD25	0.036	30,000	0.075	1.8116
MHQ0603P39NHTD25	0.039	25,000	0.108	1.6767
MHQ0603P39NJTD25	0.039	25,000	0.108	1.6767