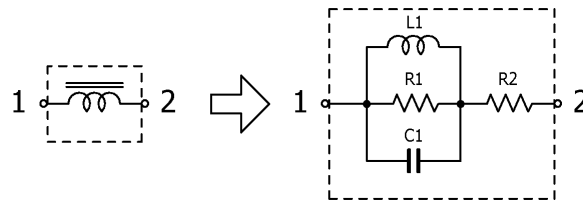


Inductors

Jan. 22, 2019
Simple Model

Automotive Grade for High Frequency Circuits / MHQ1005P series (1/7)

Circuit Diagram



Circuit Parameters

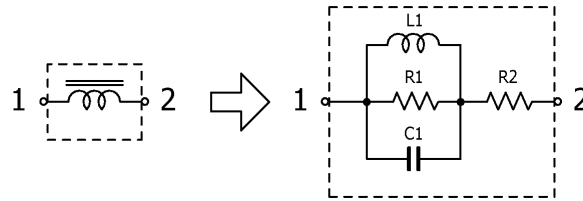
Part No.	L1[μ H]	R1[ohm]	C1[pF]	R2[ohm]
MHQ1005P0N7BTD25	0.0007	3,600	0.093	0.0066
MHQ1005P0N7CTD25	0.0007	3,600	0.093	0.0066
MHQ1005P0N8BTD25	0.0008	4,400	0.087	0.0076
MHQ1005P0N8CTD25	0.0008	4,400	0.087	0.0076
MHQ1005P0N9BTD25	0.0009	4,600	0.093	0.0086
MHQ1005P0N9CTD25	0.0009	4,600	0.093	0.0086
MHQ1005P1N0BTD25	0.001	6,400	0.075	0.0098
MHQ1005P1N0CTD25	0.001	6,400	0.075	0.0098
MHQ1005P1N0STD25	0.001	6,400	0.075	0.0098
MHQ1005P1N1BTD25	0.0011	7,400	0.071	0.0108
MHQ1005P1N1CTD25	0.0011	7,400	0.071	0.0108
MHQ1005P1N1STD25	0.0011	7,400	0.071	0.0108
MHQ1005P1N2BTD25	0.0012	7,900	0.068	0.0076
MHQ1005P1N2CTD25	0.0012	7,900	0.068	0.0076
MHQ1005P1N2STD25	0.0012	7,900	0.068	0.0076
MHQ1005P1N3BTD25	0.0013	7,400	0.077	0.0100
MHQ1005P1N3CTD25	0.0013	7,400	0.077	0.0100
MHQ1005P1N3STD25	0.0013	7,400	0.077	0.0100
MHQ1005P1N4BTD25	0.0014	9,600	0.064	0.0139
MHQ1005P1N4CTD25	0.0014	9,600	0.064	0.0139
MHQ1005P1N4STD25	0.0014	9,600	0.064	0.0139
MHQ1005P1N5BTD25	0.0015	9,100	0.070	0.0165
MHQ1005P1N5CTD25	0.0015	9,100	0.070	0.0165
MHQ1005P1N5STD25	0.0015	9,100	0.070	0.0165
MHQ1005P1N6BTD25	0.0016	8,400	0.082	0.0134
MHQ1005P1N6CTD25	0.0016	8,400	0.082	0.0134
MHQ1005P1N6STD25	0.0016	8,400	0.082	0.0134
MHQ1005P1N7BTD25	0.0017	9,100	0.082	0.0192
MHQ1005P1N7CTD25	0.0017	9,100	0.082	0.0192
MHQ1005P1N7STD25	0.0017	9,100	0.082	0.0192
MHQ1005P1N8BTD25	0.0018	9,300	0.082	0.0260
MHQ1005P1N8CTD25	0.0018	9,300	0.082	0.0260
MHQ1005P1N8STD25	0.0018	9,300	0.082	0.0260
MHQ1005P1N9BTD25	0.0019	10,000	0.077	0.0276
MHQ1005P1N9CTD25	0.0019	10,000	0.077	0.0276
MHQ1005P1N9STD25	0.0019	10,000	0.077	0.0276

Inductors

Jan. 22, 2019
Simple Model

Automotive Grade for High Frequency Circuits / MHQ1005P series (2/7)

Circuit Diagram



Circuit Parameters

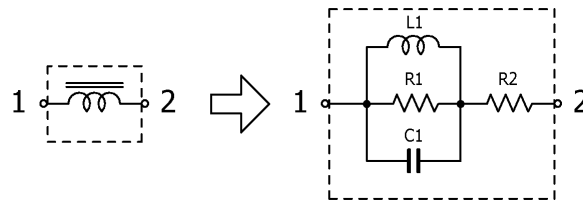
Part No.	L1[μH]	R1[ohm]	C1[pF]	R2[ohm]
MHQ1005P2N0BTD25	0.002	10,000	0.082	0.0232
MHQ1005P2N0CTD25	0.002	10,000	0.082	0.0232
MHQ1005P2N0STD25	0.002	10,000	0.082	0.0232
MHQ1005P2N1BTD25	0.0021	12,000	0.076	0.0361
MHQ1005P2N1CTD25	0.0021	12,000	0.076	0.0361
MHQ1005P2N1STD25	0.0021	12,000	0.076	0.0361
MHQ1005P2N2BTD25	0.0022	11,000	0.078	0.0333
MHQ1005P2N2CTD25	0.0022	11,000	0.078	0.0333
MHQ1005P2N2STD25	0.0022	11,000	0.078	0.0333
MHQ1005P2N3BTD25	0.0023	10,000	0.087	0.0447
MHQ1005P2N3CTD25	0.0023	10,000	0.087	0.0447
MHQ1005P2N3STD25	0.0023	10,000	0.087	0.0447
MHQ1005P2N4BTD25	0.0024	12,000	0.081	0.0390
MHQ1005P2N4CTD25	0.0024	12,000	0.081	0.0390
MHQ1005P2N4STD25	0.0024	12,000	0.081	0.0390
MHQ1005P2N5BTD25	0.0025	10,000	0.096	0.0454
MHQ1005P2N5CTD25	0.0025	10,000	0.096	0.0454
MHQ1005P2N5STD25	0.0025	10,000	0.096	0.0454
MHQ1005P2N6BTD25	0.0026	12,000	0.083	0.0383
MHQ1005P2N6CTD25	0.0026	12,000	0.083	0.0383
MHQ1005P2N6STD25	0.0026	12,000	0.083	0.0383
MHQ1005P2N7BTD25	0.0027	12,000	0.084	0.0349
MHQ1005P2N7CTD25	0.0027	12,000	0.084	0.0349
MHQ1005P2N7STD25	0.0027	12,000	0.084	0.0349
MHQ1005P2N8BTD25	0.0028	13,000	0.084	0.0419
MHQ1005P2N8CTD25	0.0028	13,000	0.084	0.0419
MHQ1005P2N8STD25	0.0028	13,000	0.084	0.0419
MHQ1005P2N9BTD25	0.0029	13,000	0.084	0.0419
MHQ1005P2N9CTD25	0.0029	13,000	0.084	0.0419
MHQ1005P2N9STD25	0.0029	13,000	0.084	0.0419
MHQ1005P3N0BTD25	0.003	13,000	0.086	0.0499
MHQ1005P3N0CTD25	0.003	13,000	0.086	0.0499
MHQ1005P3N0STD25	0.003	13,000	0.086	0.0499
MHQ1005P3N1BTD25	0.0031	14,000	0.085	0.0548
MHQ1005P3N1CTD25	0.0031	14,000	0.085	0.0548
MHQ1005P3N1STD25	0.0031	14,000	0.085	0.0548

Inductors

Jan. 22, 2019
Simple Model

Automotive Grade for High Frequency Circuits / MHQ1005P series (3/7)

Circuit Diagram



Circuit Parameters

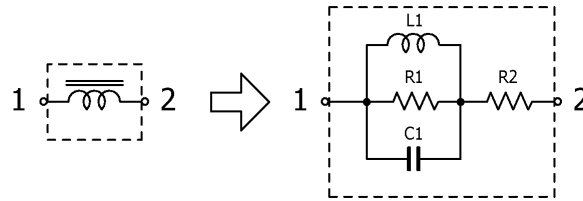
Part No.	L1[μ H]	R1[ohm]	C1[pF]	R2[ohm]
MHQ1005P3N2BTD25	0.0032	16,000	0.074	0.0594
MHQ1005P3N2CTD25	0.0032	16,000	0.074	0.0594
MHQ1005P3N2STD25	0.0032	16,000	0.074	0.0594
MHQ1005P3N3BTD25	0.0033	14,000	0.085	0.0558
MHQ1005P3N3CTD25	0.0033	14,000	0.085	0.0558
MHQ1005P3N3STD25	0.0033	14,000	0.085	0.0558
MHQ1005P3N4BTD25	0.0034	15,000	0.085	0.0599
MHQ1005P3N4CTD25	0.0034	15,000	0.085	0.0599
MHQ1005P3N4STD25	0.0034	15,000	0.085	0.0599
MHQ1005P3N5BTD25	0.0035	14,000	0.087	0.0661
MHQ1005P3N5CTD25	0.0035	14,000	0.087	0.0661
MHQ1005P3N5STD25	0.0035	14,000	0.087	0.0661
MHQ1005P3N6BTD25	0.0036	18,000	0.071	0.0630
MHQ1005P3N6CTD25	0.0036	18,000	0.071	0.0630
MHQ1005P3N6STD25	0.0036	18,000	0.071	0.0630
MHQ1005P3N7BTD25	0.0037	15,000	0.089	0.0670
MHQ1005P3N7CTD25	0.0037	15,000	0.089	0.0670
MHQ1005P3N7STD25	0.0037	15,000	0.089	0.0670
MHQ1005P3N8BTD25	0.0038	14,000	0.096	0.0673
MHQ1005P3N8CTD25	0.0038	14,000	0.096	0.0673
MHQ1005P3N8STD25	0.0038	14,000	0.096	0.0673
MHQ1005P3N9BTD25	0.0039	14,000	0.098	0.0627
MHQ1005P3N9CTD25	0.0039	14,000	0.098	0.0627
MHQ1005P3N9STD25	0.0039	14,000	0.098	0.0627
MHQ1005P4N1BTD25	0.0041	15,000	0.097	0.0663
MHQ1005P4N1CTD25	0.0041	15,000	0.097	0.0663
MHQ1005P4N1STD25	0.0041	15,000	0.097	0.0663
MHQ1005P4N3BTD25	0.0043	14,000	0.102	0.0677
MHQ1005P4N3CTD25	0.0043	14,000	0.102	0.0677
MHQ1005P4N3STD25	0.0043	14,000	0.102	0.0677
MHQ1005P4N7BTD25	0.0047	18,000	0.085	0.0754
MHQ1005P4N7CTD25	0.0047	18,000	0.085	0.0754
MHQ1005P4N7STD25	0.0047	18,000	0.085	0.0754
MHQ1005P5N1BTD25	0.0051	18,000	0.091	0.0834
MHQ1005P5N1CTD25	0.0051	18,000	0.091	0.0834
MHQ1005P5N1STD25	0.0051	18,000	0.091	0.0834

Inductors

Jan. 22, 2019
Simple Model

Automotive Grade for High Frequency Circuits / MHQ1005P series (4/7)

Circuit Diagram



Circuit Parameters

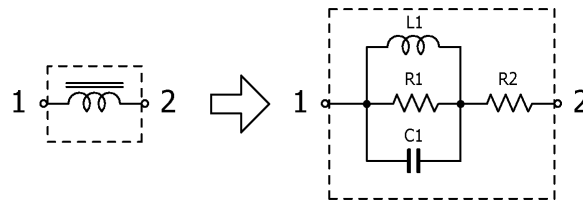
Part No.	L1[μ H]	R1[ohm]	C1[pF]	R2[ohm]
MHQ1005P5N6BTD25	0.0056	18,000	0.095	0.0871
MHQ1005P5N6CTD25	0.0056	18,000	0.095	0.0871
MHQ1005P5N6STD25	0.0056	18,000	0.095	0.0871
MHQ1005P5N8BTD25	0.0058	17,000	0.106	0.0960
MHQ1005P5N8CTD25	0.0058	17,000	0.106	0.0960
MHQ1005P5N8STD25	0.0058	17,000	0.106	0.0960
MHQ1005P6N2BTD25	0.0062	17,000	0.108	0.0854
MHQ1005P6N2CTD25	0.0062	17,000	0.108	0.0854
MHQ1005P6N2STD25	0.0062	17,000	0.108	0.0854
MHQ1005P6N8GTD25	0.0068	18,000	0.109	0.0954
MHQ1005P6N8HTD25	0.0068	18,000	0.109	0.0954
MHQ1005P6N8JTD25	0.0068	18,000	0.109	0.0954
MHQ1005P7N3GTD25	0.0073	21,000	0.093	0.1194
MHQ1005P7N3HTD25	0.0073	21,000	0.093	0.1194
MHQ1005P7N3JTD25	0.0073	21,000	0.093	0.1194
MHQ1005P7N5GTD25	0.0075	21,000	0.092	0.1159
MHQ1005P7N5HTD25	0.0075	21,000	0.092	0.1159
MHQ1005P7N5JTD25	0.0075	21,000	0.092	0.1159
MHQ1005P8N2GTD25	0.0082	19,000	0.115	0.1054
MHQ1005P8N2HTD25	0.0082	19,000	0.115	0.1054
MHQ1005P8N2JTD25	0.0082	19,000	0.115	0.1054
MHQ1005P8N7GTD25	0.0087	19,000	0.115	0.1196
MHQ1005P8N7HTD25	0.0087	19,000	0.115	0.1196
MHQ1005P8N7JTD25	0.0087	19,000	0.115	0.1196
MHQ1005P9N1GTD25	0.0091	20,000	0.111	0.1385
MHQ1005P9N1HTD25	0.0091	20,000	0.111	0.1385
MHQ1005P9N1JTD25	0.0091	20,000	0.111	0.1385
MHQ1005P9N5GTD25	0.0095	21,000	0.111	0.1529
MHQ1005P9N5HTD25	0.0095	21,000	0.111	0.1529
MHQ1005P9N5JTD25	0.0095	21,000	0.111	0.1529
MHQ1005P10NGTD25	0.01	22,000	0.112	0.1636
MHQ1005P10NHTD25	0.01	22,000	0.112	0.1636
MHQ1005P10NJTD25	0.01	22,000	0.112	0.1636
MHQ1005P11NGTD25	0.011	23,000	0.109	0.1738
MHQ1005P11NHTD25	0.011	23,000	0.109	0.1738
MHQ1005P11NJTD25	0.011	23,000	0.109	0.1738

Inductors

Jan. 22, 2019
Simple Model

Automotive Grade for High Frequency Circuits / MHQ1005P series (5/7)

Circuit Diagram



Circuit Parameters

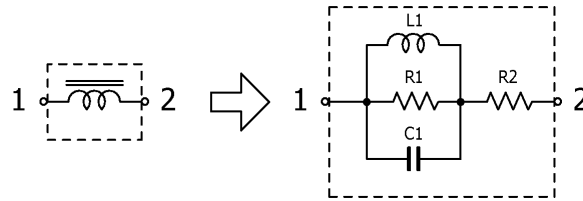
Part No.	L1[uH]	R1[ohm]	C1[pF]	R2[ohm]
MHQ1005P12NGTD25	0.012	22,000	0.119	0.1948
MHQ1005P12NHTD25	0.012	22,000	0.119	0.1948
MHQ1005P12NJTD25	0.012	22,000	0.119	0.1948
MHQ1005P13NGTD25	0.013	24,000	0.116	0.1894
MHQ1005P13NHTD25	0.013	24,000	0.116	0.1894
MHQ1005P13NJTD25	0.013	24,000	0.116	0.1894
MHQ1005P15NGTD25	0.015	22,000	0.132	0.2182
MHQ1005P15NHTD25	0.015	22,000	0.132	0.2182
MHQ1005P15NJTD25	0.015	22,000	0.132	0.2182
MHQ1005P16NGTD25	0.016	25,000	0.108	0.4968
MHQ1005P16NHTD25	0.016	25,000	0.108	0.4968
MHQ1005P16NJTD25	0.016	25,000	0.108	0.4968
MHQ1005P18NGTD25	0.018	31,000	0.106	0.4594
MHQ1005P18NHTD25	0.018	31,000	0.106	0.4594
MHQ1005P18NJTD25	0.018	31,000	0.106	0.4594
MHQ1005P19NGTD25	0.019	30,000	0.111	0.4715
MHQ1005P19NHTD25	0.019	30,000	0.111	0.4715
MHQ1005P19NJTD25	0.019	30,000	0.111	0.4715
MHQ1005P20NGTD25	0.02	29,000	0.102	0.5866
MHQ1005P20NHTD25	0.02	29,000	0.102	0.5866
MHQ1005P20NJTD25	0.02	29,000	0.102	0.5866
MHQ1005P22NGTD25	0.022	29,000	0.111	0.6710
MHQ1005P22NHTD25	0.022	29,000	0.111	0.6710
MHQ1005P22NJTD25	0.022	29,000	0.111	0.6710
MHQ1005P23NGTD25	0.023	31,000	0.108	0.5695
MHQ1005P23NHTD25	0.023	31,000	0.108	0.5695
MHQ1005P23NJTD25	0.023	31,000	0.108	0.5695
MHQ1005P24NGTD25	0.024	29,000	0.111	0.5133
MHQ1005P24NHTD25	0.024	29,000	0.111	0.5133
MHQ1005P24NJTD25	0.024	29,000	0.111	0.5133
MHQ1005P27NGTD25	0.027	31,000	0.110	0.6182
MHQ1005P27NHTD25	0.027	31,000	0.110	0.6182
MHQ1005P27NJTD25	0.027	31,000	0.110	0.6182
MHQ1005P30NGTD25	0.03	27,000	0.121	0.7128
MHQ1005P30NHTD25	0.03	27,000	0.121	0.7128
MHQ1005P30NJTD25	0.03	27,000	0.121	0.7128

Inductors

Jan. 22, 2019
Simple Model

Automotive Grade for High Frequency Circuits / MHQ1005P series (6/7)

Circuit Diagram



Circuit Parameters

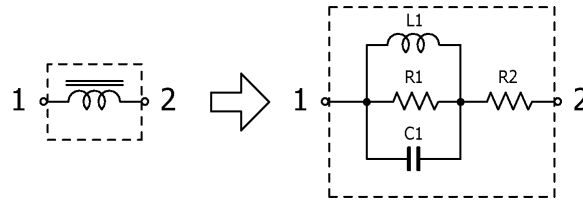
Part No.	L1[uH]	R1[ohm]	C1[pF]	R2[ohm]
MHQ1005P33NGTD25	0.033	33,000	0.110	0.7520
MHQ1005P33NHTD25	0.033	33,000	0.110	0.7520
MHQ1005P33NJTD25	0.033	33,000	0.110	0.7520
MHQ1005P36NGTD25	0.036	33,000	0.111	0.8588
MHQ1005P36NHTD25	0.036	33,000	0.111	0.8588
MHQ1005P36NJTD25	0.036	33,000	0.111	0.8588
MHQ1005P39NGTD25	0.039	30,000	0.118	0.9303
MHQ1005P39NHTD25	0.039	30,000	0.118	0.9303
MHQ1005P39NJTD25	0.039	30,000	0.118	0.9303
MHQ1005P40NGTD25	0.04	35,000	0.108	1.0369
MHQ1005P40NHTD25	0.04	35,000	0.108	1.0369
MHQ1005P40NJTD25	0.04	35,000	0.108	1.0369
MHQ1005P43NGTD25	0.043	36,000	0.107	1.0259
MHQ1005P43NHTD25	0.043	36,000	0.107	1.0259
MHQ1005P43NJTD25	0.043	36,000	0.107	1.0259
MHQ1005P47NGTD25	0.047	32,000	0.116	1.0555
MHQ1005P47NHTD25	0.047	32,000	0.116	1.0555
MHQ1005P47NJTD25	0.047	32,000	0.116	1.0555
MHQ1005P51NGTD25	0.051	37,000	0.115	1.1577
MHQ1005P51NHTD25	0.051	37,000	0.115	1.1577
MHQ1005P51NJTD25	0.051	37,000	0.115	1.1577
MHQ1005P56NGTD25	0.056	36,000	0.117	1.1872
MHQ1005P56NHTD25	0.056	36,000	0.117	1.1872
MHQ1005P56NJTD25	0.056	36,000	0.117	1.1872
MHQ1005P62NGTD25	0.062	35,000	0.118	1.3308
MHQ1005P62NHTD25	0.062	35,000	0.118	1.3308
MHQ1005P62NJTD25	0.062	35,000	0.118	1.3308
MHQ1005P68NGTD25	0.068	38,000	0.117	1.4220
MHQ1005P68NHTD25	0.068	38,000	0.117	1.4220
MHQ1005P68NJTD25	0.068	38,000	0.117	1.4220
MHQ1005P72NGTD25	0.072	38,000	0.126	1.5756
MHQ1005P72NHTD25	0.072	38,000	0.126	1.5756
MHQ1005P72NJTD25	0.072	38,000	0.126	1.5756
MHQ1005P75NGTD25	0.075	41,000	0.118	1.6000
MHQ1005P75NHTD25	0.075	41,000	0.118	1.6000
MHQ1005P75NJTD25	0.075	41,000	0.118	1.6000

Inductors

Jan. 22, 2019
Simple Model

Automotive Grade for High Frequency Circuits / MHQ1005P series (7/7)

Circuit Diagram



Circuit Parameters

Part No.	L1[uH]	R1[ohm]	C1[pF]	R2[ohm]
MHQ1005P82NGTD25	0.082	41,000	0.127	1.8933
MHQ1005P82NHTD25	0.082	41,000	0.127	1.8933
MHQ1005P82NJTD25	0.082	41,000	0.127	1.8933
MHQ1005P91NGTD25	0.091	39,000	0.119	1.6596
MHQ1005P91NHTD25	0.091	39,000	0.119	1.6596
MHQ1005P91NJTD25	0.091	39,000	0.119	1.6596
MHQ1005PR10GTD25	0.1	41,000	0.129	1.8477
MHQ1005PR10HTD25	0.1	41,000	0.129	1.8477
MHQ1005PR10JTD25	0.1	41,000	0.129	1.8477
MHQ1005PR11GTD25	0.11	41,000	0.134	2.0044
MHQ1005PR11HTD25	0.11	41,000	0.134	2.0044
MHQ1005PR11JTD25	0.11	41,000	0.134	2.0044
MHQ1005PR12GTD25	0.12	37,000	0.134	1.7173
MHQ1005PR12HTD25	0.12	37,000	0.134	1.7173
MHQ1005PR12JTD25	0.12	37,000	0.134	1.7173
MHQ1005PR13GTD25	0.13	38,000	0.131	2.0013
MHQ1005PR13HTD25	0.13	38,000	0.131	2.0013
MHQ1005PR13JTD25	0.13	38,000	0.131	2.0013
MHQ1005PR15GTD25	0.15	41,000	0.126	2.1934
MHQ1005PR15HTD25	0.15	41,000	0.126	2.1934
MHQ1005PR15JTD25	0.15	41,000	0.126	2.1934