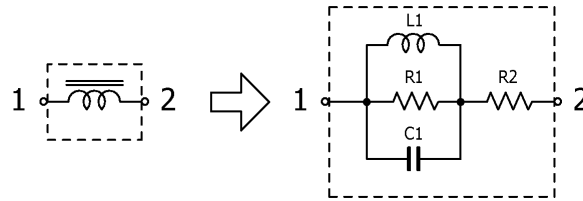


Inductors

Jan. 22, 2019
Simple Model

Commercial Grade for High Frequency Circuits / MHQ1005P series (1/7)

Circuit Diagram



Circuit Parameters

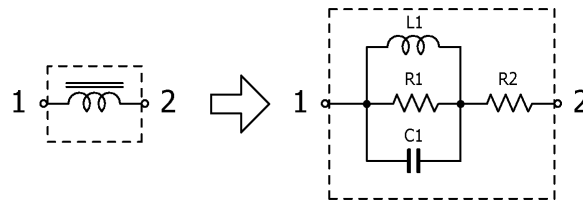
Part No.	L1[μ H]	R1[ohm]	C1[pF]	R2[ohm]
MHQ1005P0N7BT000	0.0007	3,600	0.093	0.0066
MHQ1005P0N7CT000	0.0007	3,600	0.093	0.0066
MHQ1005P0N8BT000	0.0008	4,400	0.087	0.0076
MHQ1005P0N8CT000	0.0008	4,400	0.087	0.0076
MHQ1005P0N9BT000	0.0009	4,600	0.093	0.0086
MHQ1005P0N9CT000	0.0009	4,600	0.093	0.0086
MHQ1005P1N0BT000	0.001	6,400	0.075	0.0098
MHQ1005P1N0CT000	0.001	6,400	0.075	0.0098
MHQ1005P1N0ST000	0.001	6,400	0.075	0.0098
MHQ1005P1N1BT000	0.0011	7,400	0.071	0.0108
MHQ1005P1N1CT000	0.0011	7,400	0.071	0.0108
MHQ1005P1N1ST000	0.0011	7,400	0.071	0.0108
MHQ1005P1N2BT000	0.0012	7,900	0.068	0.0076
MHQ1005P1N2CT000	0.0012	7,900	0.068	0.0076
MHQ1005P1N2ST000	0.0012	7,900	0.068	0.0076
MHQ1005P1N3BT000	0.0013	7,400	0.077	0.0100
MHQ1005P1N3CT000	0.0013	7,400	0.077	0.0100
MHQ1005P1N3ST000	0.0013	7,400	0.077	0.0100
MHQ1005P1N4BT000	0.0014	9,600	0.064	0.0139
MHQ1005P1N4CT000	0.0014	9,600	0.064	0.0139
MHQ1005P1N4ST000	0.0014	9,600	0.064	0.0139
MHQ1005P1N5BT000	0.0015	9,100	0.070	0.0165
MHQ1005P1N5CT000	0.0015	9,100	0.070	0.0165
MHQ1005P1N5ST000	0.0015	9,100	0.070	0.0165
MHQ1005P1N6BT000	0.0016	8,400	0.082	0.0134
MHQ1005P1N6CT000	0.0016	8,400	0.082	0.0134
MHQ1005P1N6ST000	0.0016	8,400	0.082	0.0134
MHQ1005P1N7BT000	0.0017	9,100	0.082	0.0192
MHQ1005P1N7CT000	0.0017	9,100	0.082	0.0192
MHQ1005P1N7ST000	0.0017	9,100	0.082	0.0192
MHQ1005P1N8BT000	0.0018	9,300	0.082	0.0260
MHQ1005P1N8CT000	0.0018	9,300	0.082	0.0260
MHQ1005P1N8ST000	0.0018	9,300	0.082	0.0260
MHQ1005P1N9BT000	0.0019	10,000	0.077	0.0276
MHQ1005P1N9CT000	0.0019	10,000	0.077	0.0276
MHQ1005P1N9ST000	0.0019	10,000	0.077	0.0276

Inductors

Jan. 22, 2019
Simple Model

Commercial Grade for High Frequency Circuits / MHQ1005P series (2/7)

Circuit Diagram



Circuit Parameters

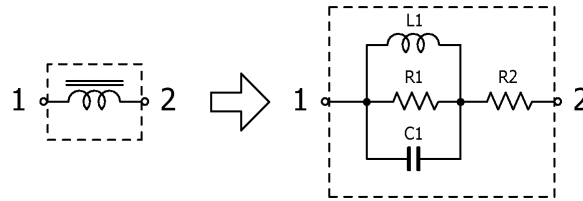
Part No.	L1[μ H]	R1[ohm]	C1[pF]	R2[ohm]
MHQ1005P2N0BT000	0.002	10,000	0.082	0.0232
MHQ1005P2N0CT000	0.002	10,000	0.082	0.0232
MHQ1005P2N0ST000	0.002	10,000	0.082	0.0232
MHQ1005P2N1BT000	0.0021	12,000	0.076	0.0361
MHQ1005P2N1CT000	0.0021	12,000	0.076	0.0361
MHQ1005P2N1ST000	0.0021	12,000	0.076	0.0361
MHQ1005P2N2BT000	0.0022	11,000	0.078	0.0333
MHQ1005P2N2CT000	0.0022	11,000	0.078	0.0333
MHQ1005P2N2ST000	0.0022	11,000	0.078	0.0333
MHQ1005P2N3BT000	0.0023	10,000	0.087	0.0447
MHQ1005P2N3CT000	0.0023	10,000	0.087	0.0447
MHQ1005P2N3ST000	0.0023	10,000	0.087	0.0447
MHQ1005P2N4BT000	0.0024	12,000	0.081	0.0390
MHQ1005P2N4CT000	0.0024	12,000	0.081	0.0390
MHQ1005P2N4ST000	0.0024	12,000	0.081	0.0390
MHQ1005P2N5BT000	0.0025	10,000	0.096	0.0454
MHQ1005P2N5CT000	0.0025	10,000	0.096	0.0454
MHQ1005P2N5ST000	0.0025	10,000	0.096	0.0454
MHQ1005P2N6BT000	0.0026	12,000	0.083	0.0383
MHQ1005P2N6CT000	0.0026	12,000	0.083	0.0383
MHQ1005P2N6ST000	0.0026	12,000	0.083	0.0383
MHQ1005P2N7BT000	0.0027	12,000	0.084	0.0349
MHQ1005P2N7CT000	0.0027	12,000	0.084	0.0349
MHQ1005P2N7ST000	0.0027	12,000	0.084	0.0349
MHQ1005P2N8BT000	0.0028	13,000	0.084	0.0419
MHQ1005P2N8CT000	0.0028	13,000	0.084	0.0419
MHQ1005P2N8ST000	0.0028	13,000	0.084	0.0419
MHQ1005P2N9BT000	0.0029	13,000	0.084	0.0419
MHQ1005P2N9CT000	0.0029	13,000	0.084	0.0419
MHQ1005P2N9ST000	0.0029	13,000	0.084	0.0419
MHQ1005P3N0BT000	0.003	13,000	0.086	0.0499
MHQ1005P3N0CT000	0.003	13,000	0.086	0.0499
MHQ1005P3N0ST000	0.003	13,000	0.086	0.0499
MHQ1005P3N1BT000	0.0031	14,000	0.085	0.0548
MHQ1005P3N1CT000	0.0031	14,000	0.085	0.0548
MHQ1005P3N1ST000	0.0031	14,000	0.085	0.0548

Inductors

Jan. 22, 2019
Simple Model

Commercial Grade for High Frequency Circuits / MHQ1005P series (3/7)

Circuit Diagram



Circuit Parameters

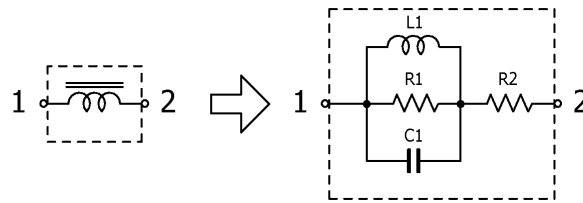
Part No.	L1[μH]	R1[ohm]	C1[pF]	R2[ohm]
MHQ1005P3N2BT000	0.0032	16,000	0.074	0.0594
MHQ1005P3N2CT000	0.0032	16,000	0.074	0.0594
MHQ1005P3N2ST000	0.0032	16,000	0.074	0.0594
MHQ1005P3N3BT000	0.0033	14,000	0.085	0.0558
MHQ1005P3N3CT000	0.0033	14,000	0.085	0.0558
MHQ1005P3N3ST000	0.0033	14,000	0.085	0.0558
MHQ1005P3N4BT000	0.0034	15,000	0.085	0.0599
MHQ1005P3N4CT000	0.0034	15,000	0.085	0.0599
MHQ1005P3N4ST000	0.0034	15,000	0.085	0.0599
MHQ1005P3N5BT000	0.0035	14,000	0.087	0.0661
MHQ1005P3N5CT000	0.0035	14,000	0.087	0.0661
MHQ1005P3N5ST000	0.0035	14,000	0.087	0.0661
MHQ1005P3N6BT000	0.0036	18,000	0.071	0.0630
MHQ1005P3N6CT000	0.0036	18,000	0.071	0.0630
MHQ1005P3N6ST000	0.0036	18,000	0.071	0.0630
MHQ1005P3N7BT000	0.0037	15,000	0.089	0.0670
MHQ1005P3N7CT000	0.0037	15,000	0.089	0.0670
MHQ1005P3N7ST000	0.0037	15,000	0.089	0.0670
MHQ1005P3N8BT000	0.0038	14,000	0.096	0.0673
MHQ1005P3N8CT000	0.0038	14,000	0.096	0.0673
MHQ1005P3N8ST000	0.0038	14,000	0.096	0.0673
MHQ1005P3N9BT000	0.0039	14,000	0.098	0.0627
MHQ1005P3N9CT000	0.0039	14,000	0.098	0.0627
MHQ1005P3N9ST000	0.0039	14,000	0.098	0.0627
MHQ1005P4N1BT000	0.0041	15,000	0.097	0.0663
MHQ1005P4N1CT000	0.0041	15,000	0.097	0.0663
MHQ1005P4N1ST000	0.0041	15,000	0.097	0.0663
MHQ1005P4N3BT000	0.0043	14,000	0.102	0.0677
MHQ1005P4N3CT000	0.0043	14,000	0.102	0.0677
MHQ1005P4N3ST000	0.0043	14,000	0.102	0.0677
MHQ1005P4N7BT000	0.0047	18,000	0.085	0.0754
MHQ1005P4N7CT000	0.0047	18,000	0.085	0.0754
MHQ1005P4N7ST000	0.0047	18,000	0.085	0.0754
MHQ1005P5N1BT000	0.0051	18,000	0.091	0.0834
MHQ1005P5N1CT000	0.0051	18,000	0.091	0.0834
MHQ1005P5N1ST000	0.0051	18,000	0.091	0.0834

Inductors

Jan. 22, 2019
Simple Model

Commercial Grade for High Frequency Circuits / MHQ1005P series (4/7)

Circuit Diagram



Circuit Parameters

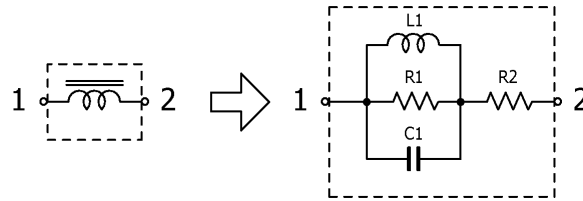
Part No.	L1[μ H]	R1[ohm]	C1[pF]	R2[ohm]
MHQ1005P5N6BT000	0.0056	18,000	0.095	0.0871
MHQ1005P5N6CT000	0.0056	18,000	0.095	0.0871
MHQ1005P5N6ST000	0.0056	18,000	0.095	0.0871
MHQ1005P5N8BT000	0.0058	17,000	0.106	0.0960
MHQ1005P5N8CT000	0.0058	17,000	0.106	0.0960
MHQ1005P5N8ST000	0.0058	17,000	0.106	0.0960
MHQ1005P6N2BT000	0.0062	17,000	0.108	0.0854
MHQ1005P6N2CT000	0.0062	17,000	0.108	0.0854
MHQ1005P6N2ST000	0.0062	17,000	0.108	0.0854
MHQ1005P6N8GT000	0.0068	18,000	0.109	0.0954
MHQ1005P6N8HT000	0.0068	18,000	0.109	0.0954
MHQ1005P6N8JT000	0.0068	18,000	0.109	0.0954
MHQ1005P7N3GT000	0.0073	21,000	0.093	0.1194
MHQ1005P7N3HT000	0.0073	21,000	0.093	0.1194
MHQ1005P7N3JT000	0.0073	21,000	0.093	0.1194
MHQ1005P7N5GT000	0.0075	21,000	0.092	0.1159
MHQ1005P7N5HT000	0.0075	21,000	0.092	0.1159
MHQ1005P7N5JT000	0.0075	21,000	0.092	0.1159
MHQ1005P8N2GT000	0.0082	19,000	0.115	0.1054
MHQ1005P8N2HT000	0.0082	19,000	0.115	0.1054
MHQ1005P8N2JT000	0.0082	19,000	0.115	0.1054
MHQ1005P8N7GT000	0.0087	19,000	0.115	0.1196
MHQ1005P8N7HT000	0.0087	19,000	0.115	0.1196
MHQ1005P8N7JT000	0.0087	19,000	0.115	0.1196
MHQ1005P9N1GT000	0.0091	20,000	0.111	0.1385
MHQ1005P9N1HT000	0.0091	20,000	0.111	0.1385
MHQ1005P9N1JT000	0.0091	20,000	0.111	0.1385
MHQ1005P9N5GT000	0.0095	21,000	0.111	0.1529
MHQ1005P9N5HT000	0.0095	21,000	0.111	0.1529
MHQ1005P9N5JT000	0.0095	21,000	0.111	0.1529
MHQ1005P10NGT000	0.01	22,000	0.112	0.1636
MHQ1005P10NHT000	0.01	22,000	0.112	0.1636
MHQ1005P10NJT000	0.01	22,000	0.112	0.1636
MHQ1005P11NGT000	0.011	23,000	0.109	0.1738
MHQ1005P11NHT000	0.011	23,000	0.109	0.1738
MHQ1005P11NJT000	0.011	23,000	0.109	0.1738

Inductors

Jan. 22, 2019
Simple Model

Commercial Grade for High Frequency Circuits / MHQ1005P series (5/7)

Circuit Diagram



Circuit Parameters

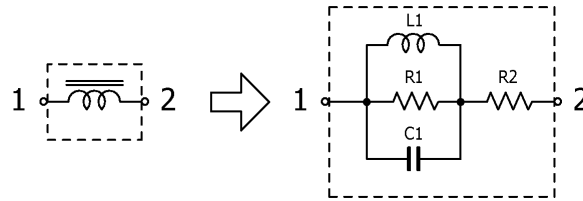
Part No.	L1[μH]	R1[ohm]	C1[pF]	R2[ohm]
MHQ1005P12NGT000	0.012	22,000	0.119	0.1948
MHQ1005P12NHT000	0.012	22,000	0.119	0.1948
MHQ1005P12NJT000	0.012	22,000	0.119	0.1948
MHQ1005P13NGT000	0.013	24,000	0.116	0.1894
MHQ1005P13NHT000	0.013	24,000	0.116	0.1894
MHQ1005P13NJT000	0.013	24,000	0.116	0.1894
MHQ1005P15NGT000	0.015	22,000	0.132	0.2182
MHQ1005P15NHT000	0.015	22,000	0.132	0.2182
MHQ1005P15NJT000	0.015	22,000	0.132	0.2182
MHQ1005P16NGT000	0.016	25,000	0.108	0.4968
MHQ1005P16NHT000	0.016	25,000	0.108	0.4968
MHQ1005P16NJT000	0.016	25,000	0.108	0.4968
MHQ1005P18NGT000	0.018	31,000	0.106	0.4594
MHQ1005P18NHT000	0.018	31,000	0.106	0.4594
MHQ1005P18NJT000	0.018	31,000	0.106	0.4594
MHQ1005P19NGT000	0.019	30,000	0.111	0.4715
MHQ1005P19NHT000	0.019	30,000	0.111	0.4715
MHQ1005P19NJT000	0.019	30,000	0.111	0.4715
MHQ1005P20NGT000	0.02	29,000	0.102	0.5866
MHQ1005P20NHT000	0.02	29,000	0.102	0.5866
MHQ1005P20NJT000	0.02	29,000	0.102	0.5866
MHQ1005P22NGT000	0.022	29,000	0.111	0.6710
MHQ1005P22NHT000	0.022	29,000	0.111	0.6710
MHQ1005P22NJT000	0.022	29,000	0.111	0.6710
MHQ1005P23NGT000	0.023	31,000	0.108	0.5695
MHQ1005P23NHT000	0.023	31,000	0.108	0.5695
MHQ1005P23NJT000	0.023	31,000	0.108	0.5695
MHQ1005P24NGT000	0.024	29,000	0.111	0.5133
MHQ1005P24NHT000	0.024	29,000	0.111	0.5133
MHQ1005P24NJT000	0.024	29,000	0.111	0.5133
MHQ1005P27NGT000	0.027	31,000	0.110	0.6182
MHQ1005P27NHT000	0.027	31,000	0.110	0.6182
MHQ1005P27NJT000	0.027	31,000	0.110	0.6182
MHQ1005P30NGT000	0.03	27,000	0.121	0.7128
MHQ1005P30NHT000	0.03	27,000	0.121	0.7128
MHQ1005P30NJT000	0.03	27,000	0.121	0.7128

Inductors

Jan. 22, 2019
Simple Model

Commercial Grade for High Frequency Circuits / MHQ1005P series (6/7)

Circuit Diagram



Circuit Parameters

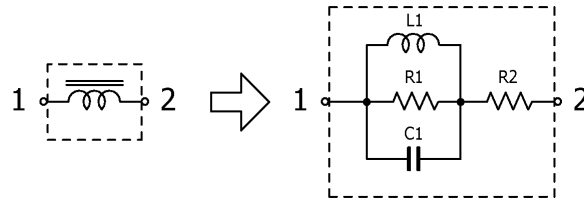
Part No.	L1[μH]	R1[ohm]	C1[pF]	R2[ohm]
MHQ1005P33NGT000	0.033	33,000	0.110	0.7520
MHQ1005P33NHT000	0.033	33,000	0.110	0.7520
MHQ1005P33NJT000	0.033	33,000	0.110	0.7520
MHQ1005P36NGT000	0.036	33,000	0.111	0.8588
MHQ1005P36NHT000	0.036	33,000	0.111	0.8588
MHQ1005P36NJT000	0.036	33,000	0.111	0.8588
MHQ1005P39NGT000	0.039	30,000	0.118	0.9303
MHQ1005P39NHT000	0.039	30,000	0.118	0.9303
MHQ1005P39NJT000	0.039	30,000	0.118	0.9303
MHQ1005P40NGT000	0.04	35,000	0.108	1.0369
MHQ1005P40NHT000	0.04	35,000	0.108	1.0369
MHQ1005P40NJT000	0.04	35,000	0.108	1.0369
MHQ1005P43NGT000	0.043	36,000	0.107	1.0259
MHQ1005P43NHT000	0.043	36,000	0.107	1.0259
MHQ1005P43NJT000	0.043	36,000	0.107	1.0259
MHQ1005P47NGT000	0.047	32,000	0.116	1.0555
MHQ1005P47NHT000	0.047	32,000	0.116	1.0555
MHQ1005P47NJT000	0.047	32,000	0.116	1.0555
MHQ1005P51NGT000	0.051	37,000	0.115	1.1577
MHQ1005P51NHT000	0.051	37,000	0.115	1.1577
MHQ1005P51NJT000	0.051	37,000	0.115	1.1577
MHQ1005P56NGT000	0.056	36,000	0.117	1.1872
MHQ1005P56NHT000	0.056	36,000	0.117	1.1872
MHQ1005P56NJT000	0.056	36,000	0.117	1.1872
MHQ1005P62NGT000	0.062	35,000	0.118	1.3308
MHQ1005P62NHT000	0.062	35,000	0.118	1.3308
MHQ1005P62NJT000	0.062	35,000	0.118	1.3308
MHQ1005P68NGT000	0.068	38,000	0.117	1.4220
MHQ1005P68NHT000	0.068	38,000	0.117	1.4220
MHQ1005P68NJT000	0.068	38,000	0.117	1.4220
MHQ1005P72NGT000	0.072	38,000	0.126	1.5756
MHQ1005P72NHT000	0.072	38,000	0.126	1.5756
MHQ1005P72NJT000	0.072	38,000	0.126	1.5756
MHQ1005P75NGT000	0.075	41,000	0.118	1.6000
MHQ1005P75NHT000	0.075	41,000	0.118	1.6000
MHQ1005P75NJT000	0.075	41,000	0.118	1.6000

Inductors

Jan. 22, 2019
Simple Model

Commercial Grade for High Frequency Circuits / MHQ1005P series (7/7)

Circuit Diagram



Circuit Parameters

Part No.	L1[μ H]	R1[ohm]	C1[pF]	R2[ohm]
MHQ1005P82NGT000	0.082	41,000	0.127	1.8933
MHQ1005P82NHT000	0.082	41,000	0.127	1.8933
MHQ1005P82NJT000	0.082	41,000	0.127	1.8933
MHQ1005P91NGT000	0.091	39,000	0.119	1.6596
MHQ1005P91NHT000	0.091	39,000	0.119	1.6596
MHQ1005P91NJT000	0.091	39,000	0.119	1.6596
MHQ1005PR10GT000	0.1	41,000	0.129	1.8477
MHQ1005PR10HT000	0.1	41,000	0.129	1.8477
MHQ1005PR10JT000	0.1	41,000	0.129	1.8477
MHQ1005PR11GT000	0.11	41,000	0.134	2.0044
MHQ1005PR11HT000	0.11	41,000	0.134	2.0044
MHQ1005PR11JT000	0.11	41,000	0.134	2.0044
MHQ1005PR12GT000	0.12	37,000	0.134	1.7173
MHQ1005PR12HT000	0.12	37,000	0.134	1.7173
MHQ1005PR12JT000	0.12	37,000	0.134	1.7173
MHQ1005PR13GT000	0.13	38,000	0.131	2.0013
MHQ1005PR13HT000	0.13	38,000	0.131	2.0013
MHQ1005PR13JT000	0.13	38,000	0.131	2.0013
MHQ1005PR15GT000	0.15	41,000	0.126	2.1934
MHQ1005PR15HT000	0.15	41,000	0.126	2.1934
MHQ1005PR15JT000	0.15	41,000	0.126	2.1934