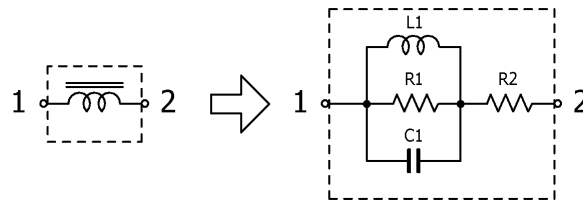


Inductors

Jan. 22, 2019
Simple Model

Commercial Grade for High Frequency Circuits / MLG0603P series (1/6)

Circuit Diagram



Circuit Parameters

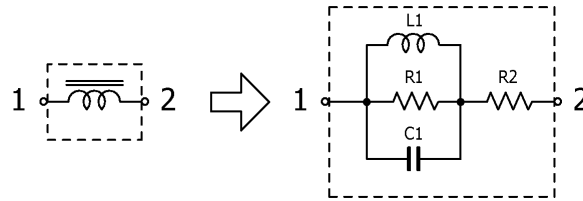
Part No.	L1[μ H]	R1[ohm]	C1[pF]	R2[ohm]
MLG0603P0N6BT000	0.0006	1,800	0.146	0.0100
MLG0603P0N6CT000	0.0006	1,800	0.146	0.0100
MLG0603P0N7BT000	0.0007	3,200	0.099	0.0100
MLG0603P0N7CT000	0.0007	3,200	0.099	0.0100
MLG0603P0N8BT000	0.0008	3,100	0.106	0.0200
MLG0603P0N8CT000	0.0008	3,100	0.106	0.0200
MLG0603P0N9BT000	0.0009	2,600	0.148	0.0200
MLG0603P0N9CT000	0.0009	2,600	0.148	0.0200
MLG0603P1N0BT000	0.001	3,900	0.104	0.0200
MLG0603P1N0CT000	0.001	3,900	0.104	0.0200
MLG0603P1N0ST000	0.001	3,900	0.104	0.0200
MLG0603P1N1BT000	0.0011	4,200	0.107	0.0300
MLG0603P1N1CT000	0.0011	4,200	0.107	0.0300
MLG0603P1N1ST000	0.0011	4,200	0.107	0.0300
MLG0603P1N2BT000	0.0012	4,700	0.101	0.0400
MLG0603P1N2CT000	0.0012	4,700	0.101	0.0400
MLG0603P1N2ST000	0.0012	4,700	0.101	0.0400
MLG0603P1N3BT000	0.0013	4,200	0.123	0.0300
MLG0603P1N3CT000	0.0013	4,200	0.123	0.0300
MLG0603P1N3ST000	0.0013	4,200	0.123	0.0300
MLG0603P1N4BT000	0.0014	4,300	0.119	0.0400
MLG0603P1N4CT000	0.0014	4,300	0.119	0.0400
MLG0603P1N4ST000	0.0014	4,300	0.119	0.0400
MLG0603P1N5BT000	0.0015	5,400	0.104	0.0300
MLG0603P1N5CT000	0.0015	5,400	0.104	0.0300
MLG0603P1N5ST000	0.0015	5,400	0.104	0.0300
MLG0603P1N6BT000	0.0016	5,300	0.111	0.0300
MLG0603P1N6CT000	0.0016	5,300	0.111	0.0300
MLG0603P1N6ST000	0.0016	5,300	0.111	0.0300
MLG0603P1N7BT000	0.0017	4,900	0.108	0.0200
MLG0603P1N7CT000	0.0017	4,900	0.108	0.0200
MLG0603P1N7ST000	0.0017	4,900	0.108	0.0200
MLG0603P1N8BT000	0.0018	4,600	0.136	0.0300
MLG0603P1N8CT000	0.0018	4,600	0.136	0.0300
MLG0603P1N8ST000	0.0018	4,600	0.136	0.0300
MLG0603P1N9BT000	0.0019	5,300	0.123	0.0400

Inductors

Jan. 22, 2019
Simple Model

Commercial Grade for High Frequency Circuits / MLG0603P series (2/6)

Circuit Diagram



Circuit Parameters

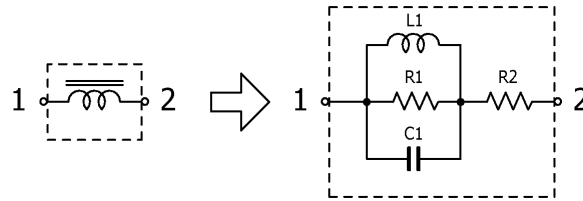
Part No.	L1[μ H]	R1[ohm]	C1[pF]	R2[ohm]
MLG0603P1N9CT000	0.0019	5,300	0.123	0.0400
MLG0603P1N9ST000	0.0019	5,300	0.123	0.0400
MLG0603P2N0BT000	0.002	4,800	0.143	0.0300
MLG0603P2N0CT000	0.002	4,800	0.143	0.0300
MLG0603P2N0ST000	0.002	4,800	0.143	0.0300
MLG0603P2N1BT000	0.0021	5,000	0.136	0.0500
MLG0603P2N1CT000	0.0021	5,000	0.136	0.0500
MLG0603P2N1ST000	0.0021	5,000	0.136	0.0500
MLG0603P2N2BT000	0.0022	3,700	0.183	0.0700
MLG0603P2N2CT000	0.0022	3,700	0.183	0.0700
MLG0603P2N2ST000	0.0022	3,700	0.183	0.0700
MLG0603P2N3BT000	0.0023	4,600	0.152	0.0700
MLG0603P2N3CT000	0.0023	4,600	0.152	0.0700
MLG0603P2N3ST000	0.0023	4,600	0.152	0.0700
MLG0603P2N4BT000	0.0024	6,500	0.106	0.1200
MLG0603P2N4CT000	0.0024	6,500	0.106	0.1200
MLG0603P2N4ST000	0.0024	6,500	0.106	0.1200
MLG0603P2N5BT000	0.0025	7,100	0.105	0.0900
MLG0603P2N5CT000	0.0025	7,100	0.105	0.0900
MLG0603P2N5ST000	0.0025	7,100	0.105	0.0900
MLG0603P2N6BT000	0.0026	6,800	0.106	0.1400
MLG0603P2N6CT000	0.0026	6,800	0.106	0.1400
MLG0603P2N6ST000	0.0026	6,800	0.106	0.1400
MLG0603P2N7BT000	0.0027	7,300	0.106	0.1400
MLG0603P2N7CT000	0.0027	7,300	0.106	0.1400
MLG0603P2N7ST000	0.0027	7,300	0.106	0.1400
MLG0603P2N8BT000	0.0028	7,300	0.113	0.1000
MLG0603P2N8CT000	0.0028	7,300	0.113	0.1000
MLG0603P2N8ST000	0.0028	7,300	0.113	0.1000
MLG0603P2N9BT000	0.0029	7,800	0.106	0.1000
MLG0603P2N9CT000	0.0029	7,800	0.106	0.1000
MLG0603P2N9ST000	0.0029	7,800	0.106	0.1000
MLG0603P3N0BT000	0.003	6,900	0.113	0.1400
MLG0603P3N0CT000	0.003	6,900	0.113	0.1400
MLG0603P3N0ST000	0.003	6,900	0.113	0.1400
MLG0603P3N1BT000	0.0031	7,300	0.116	0.1000

Inductors

Jan. 22, 2019
Simple Model

Commercial Grade for High Frequency Circuits / MLG0603P series (3/6)

Circuit Diagram



Circuit Parameters

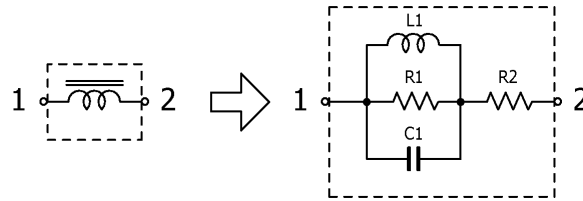
Part No.	L1[μ H]	R1[ohm]	C1[pF]	R2[ohm]
MLG0603P3N1CT000	0.0031	7,300	0.116	0.1000
MLG0603P3N1ST000	0.0031	7,300	0.116	0.1000
MLG0603P3N2BT000	0.0032	7,300	0.119	0.1400
MLG0603P3N2CT000	0.0032	7,300	0.119	0.1400
MLG0603P3N2ST000	0.0032	7,300	0.119	0.1400
MLG0603P3N3BT000	0.0033	7,500	0.118	0.1300
MLG0603P3N3CT000	0.0033	7,500	0.118	0.1300
MLG0603P3N3ST000	0.0033	7,500	0.118	0.1300
MLG0603P3N4BT000	0.0034	7,500	0.120	0.1300
MLG0603P3N4CT000	0.0034	7,500	0.120	0.1300
MLG0603P3N4ST000	0.0034	7,500	0.120	0.1300
MLG0603P3N5BT000	0.0035	7,000	0.129	0.1200
MLG0603P3N5CT000	0.0035	7,000	0.129	0.1200
MLG0603P3N5ST000	0.0035	7,000	0.129	0.1200
MLG0603P3N6BT000	0.0036	7,400	0.125	0.1000
MLG0603P3N6CT000	0.0036	7,400	0.125	0.1000
MLG0603P3N6ST000	0.0036	7,400	0.125	0.1000
MLG0603P3N7BT000	0.0037	7,100	0.131	0.1400
MLG0603P3N7CT000	0.0037	7,100	0.131	0.1400
MLG0603P3N7ST000	0.0037	7,100	0.131	0.1400
MLG0603P3N8BT000	0.0038	7,100	0.130	0.2400
MLG0603P3N8CT000	0.0038	7,100	0.130	0.2400
MLG0603P3N8ST000	0.0038	7,100	0.130	0.2400
MLG0603P3N9BT000	0.0039	7,000	0.138	0.2200
MLG0603P3N9CT000	0.0039	7,000	0.138	0.2200
MLG0603P3N9ST000	0.0039	7,000	0.138	0.2200
MLG0603P4N0BT000	0.004	7,100	0.138	0.2100
MLG0603P4N0CT000	0.004	7,100	0.138	0.2100
MLG0603P4N0ST000	0.004	7,100	0.138	0.2100
MLG0603P4N1BT000	0.0041	6,500	0.146	0.2900
MLG0603P4N1CT000	0.0041	6,500	0.146	0.2900
MLG0603P4N1ST000	0.0041	6,500	0.146	0.2900
MLG0603P4N2BT000	0.0042	6,900	0.143	0.2400
MLG0603P4N2CT000	0.0042	6,900	0.143	0.2400
MLG0603P4N2ST000	0.0042	6,900	0.143	0.2400
MLG0603P4N3HT000	0.0043	6,100	0.155	0.2400

Inductors

Jan. 22, 2019
Simple Model

Commercial Grade for High Frequency Circuits / MLG0603P series (4/6)

Circuit Diagram



Circuit Parameters

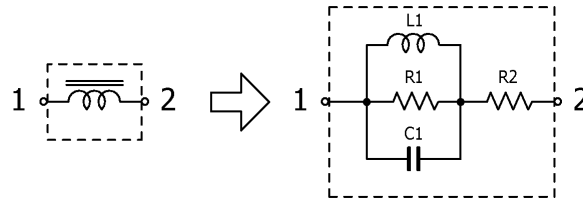
Part No.	L1[μ H]	R1[ohm]	C1[pF]	R2[ohm]
MLG0603P4N3JT000	0.0043	6,100	0.155	0.2400
MLG0603P4N3ST000	0.0043	6,100	0.155	0.2400
MLG0603P4N7HT000	0.0047	8,900	0.118	0.1600
MLG0603P4N7JT000	0.0047	8,900	0.118	0.1600
MLG0603P4N7ST000	0.0047	8,900	0.118	0.1600
MLG0603P5N1HT000	0.0051	8,600	0.122	0.3000
MLG0603P5N1JT000	0.0051	8,600	0.122	0.3000
MLG0603P5N1ST000	0.0051	8,600	0.122	0.3000
MLG0603P5N6HT000	0.0056	7,500	0.149	0.3200
MLG0603P5N6JT000	0.0056	7,500	0.149	0.3200
MLG0603P5N6ST000	0.0056	7,500	0.149	0.3200
MLG0603P6N2HT000	0.0062	10,000	0.108	0.5900
MLG0603P6N2JT000	0.0062	10,000	0.108	0.5900
MLG0603P6N2ST000	0.0062	10,000	0.108	0.5900
MLG0603P6N8HT000	0.0068	10,000	0.117	0.6200
MLG0603P6N8JT000	0.0068	10,000	0.117	0.6200
MLG0603P7N5HT000	0.0075	11,000	0.106	0.7000
MLG0603P7N5JT000	0.0075	11,000	0.106	0.7000
MLG0603P8N2HT000	0.0082	11,000	0.107	0.7100
MLG0603P8N2JT000	0.0082	11,000	0.107	0.7100
MLG0603P9N1HT000	0.0091	12,000	0.111	0.7600
MLG0603P9N1JT000	0.0091	12,000	0.111	0.7600
MLG0603P10NHT000	0.01	11,000	0.110	0.8500
MLG0603P10NJT000	0.01	11,000	0.110	0.8500
MLG0603P11NHT000	0.011	13,000	0.117	0.6400
MLG0603P11NJT000	0.011	13,000	0.117	0.6400
MLG0603P12NHT000	0.012	13,000	0.116	0.8200
MLG0603P12NJT000	0.012	13,000	0.116	0.8200
MLG0603P13NHT000	0.013	14,000	0.115	0.8700
MLG0603P13NJT000	0.013	14,000	0.115	0.8700
MLG0603P15NHT000	0.015	14,000	0.119	0.9400
MLG0603P15NJT000	0.015	14,000	0.119	0.9400
MLG0603P16NHT000	0.016	14,000	0.117	1.0000
MLG0603P16NJT000	0.016	14,000	0.117	1.0000
MLG0603P18NHT000	0.018	14,000	0.121	1.0400
MLG0603P18NJT000	0.018	14,000	0.121	1.0400

Inductors

Jan. 22, 2019
Simple Model

Commercial Grade for High Frequency Circuits / MLG0603P series (5/6)

Circuit Diagram



Circuit Parameters

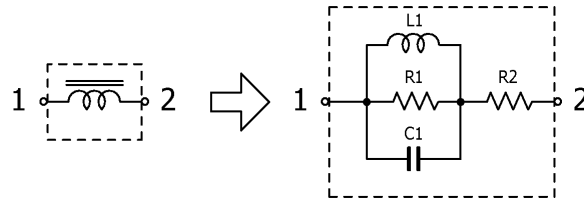
Part No.	L1[μ H]	R1[ohm]	C1[pF]	R2[ohm]
MLG0603P20NHT000	0.02	15,000	0.112	1.3300
MLG0603P20NJT000	0.02	15,000	0.112	1.3300
MLG0603P22NHT000	0.022	14,000	0.130	1.3100
MLG0603P22NJT000	0.022	14,000	0.130	1.3100
MLG0603P24NHT000	0.024	16,000	0.120	1.1700
MLG0603P24NJT000	0.024	16,000	0.120	1.1700
MLG0603P27NHT000	0.027	16,000	0.119	1.4500
MLG0603P27NJT000	0.027	16,000	0.119	1.4500
MLG0603P30NHT000	0.03	17,000	0.130	1.3700
MLG0603P30NJT000	0.03	17,000	0.130	1.3700
MLG0603P33NHT000	0.033	12,000	0.132	1.5500
MLG0603P33NJT000	0.033	12,000	0.132	1.5500
MLG0603P36NHT000	0.036	13,000	0.134	1.4900
MLG0603P36NJT000	0.036	13,000	0.134	1.4900
MLG0603P39NHT000	0.039	12,000	0.139	1.7200
MLG0603P39NJT000	0.039	12,000	0.139	1.7200
MLG0603P43NHT000	0.043	13,000	0.131	1.6100
MLG0603P43NJT000	0.043	13,000	0.131	1.6100
MLG0603P47NHT000	0.047	14,000	0.126	2.1800
MLG0603P47NJT000	0.047	14,000	0.126	2.1800
MLG0603P51NHT000	0.051	14,000	0.132	1.8700
MLG0603P51NJT000	0.051	14,000	0.132	1.8700
MLG0603P56NHT000	0.056	14,000	0.132	2.3500
MLG0603P56NJT000	0.056	14,000	0.132	2.3500
MLG0603P62NHT000	0.062	14,000	0.133	2.1200
MLG0603P62NJT000	0.062	14,000	0.133	2.1200
MLG0603P68NHT000	0.068	17,000	0.125	2.6900
MLG0603P68NJT000	0.068	17,000	0.125	2.6900
MLG0603P75NHT000	0.075	15,000	0.137	2.5900
MLG0603P75NJT000	0.075	15,000	0.137	2.5900
MLG0603P82NHT000	0.082	15,000	0.138	2.7100
MLG0603P82NJT000	0.082	15,000	0.138	2.7100
MLG0603P91NHT000	0.091	15,000	0.147	2.9200
MLG0603P91NJT000	0.091	15,000	0.147	2.9200
MLG0603PR10HT000	0.1	16,000	0.146	3.2000
MLG0603PR10JT000	0.1	16,000	0.146	3.2000

Inductors

Jan. 22, 2019
Simple Model

Commercial Grade for High Frequency Circuits / MLG0603P series (6/6)

Circuit Diagram



Circuit Parameters

Part No.	L1[uH]	R1[ohm]	C1[pF]	R2[ohm]
MLG0603PR11HT000	0.11	15,000	0.180	3.5000
MLG0603PR11JT000	0.11	15,000	0.180	3.5000
MLG0603PR12HT000	0.12	15,000	0.172	3.7900
MLG0603PR12JT000	0.12	15,000	0.172	3.7900