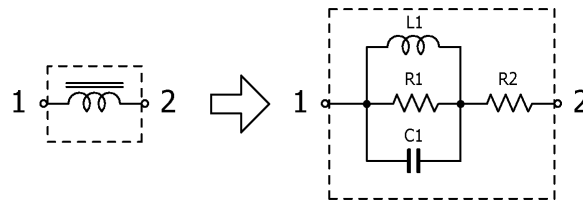


SMD / SMT Inductors (Coils)

Feb. 27, 2026
Simple Model

Automotive Grade for High Frequency Circuits / MLG1005S series (1/5)

Circuit Diagram



Circuit Parameters

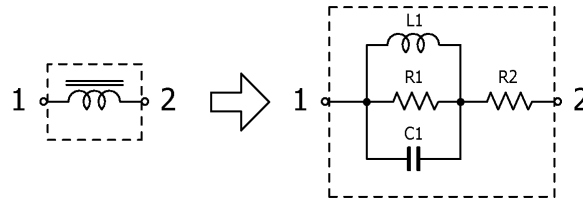
Part No.	L1[μ H]	R1[ohm]	C1[pF]	R2[ohm]
MLG1005S0N3BTD25	0.00030	640	0.211	0.0100
MLG1005S0N3CTD25	0.00030	640	0.211	0.0100
MLG1005S0N4BTD25	0.00040	1,100	0.158	0.0100
MLG1005S0N4CTD25	0.00040	1,100	0.158	0.0100
MLG1005S0N5BTD25	0.00050	1,400	0.127	0.0100
MLG1005S0N5CTD25	0.00050	1,400	0.127	0.0100
MLG1005S0N6BTD25	0.00060	2,200	0.106	0.0100
MLG1005S0N6CTD25	0.00060	2,200	0.106	0.0100
MLG1005S0N7BTD25	0.00070	2,600	0.103	0.0200
MLG1005S0N7CTD25	0.00070	2,600	0.103	0.0200
MLG1005S0N8BTD25	0.00080	2,400	0.118	0.0200
MLG1005S0N8CTD25	0.00080	2,400	0.118	0.0200
MLG1005S0N9BTD25	0.00090	3,700	0.090	0.0400
MLG1005S0N9CTD25	0.00090	3,700	0.090	0.0400
MLG1005S1N0BTD25	0.0010	2,800	0.133	0.0400
MLG1005S1N0CTD25	0.0010	2,800	0.133	0.0400
MLG1005S1N0STD25	0.0010	2,800	0.133	0.0400
MLG1005S1N1BTD25	0.0011	6,400	0.062	0.0300
MLG1005S1N1CTD25	0.0011	6,400	0.062	0.0300
MLG1005S1N1STD25	0.0011	6,400	0.062	0.0300
MLG1005S1N2BTD25	0.0012	2,700	0.157	0.0400
MLG1005S1N2CTD25	0.0012	2,700	0.157	0.0400
MLG1005S1N2STD25	0.0012	2,700	0.157	0.0400
MLG1005S1N3BTD25	0.0013	3,200	0.142	0.0400
MLG1005S1N3CTD25	0.0013	3,200	0.142	0.0400
MLG1005S1N3STD25	0.0013	3,200	0.142	0.0400
MLG1005S1N5BTD25	0.0015	2,800	0.183	0.0600
MLG1005S1N5CTD25	0.0015	2,800	0.183	0.0600
MLG1005S1N5STD25	0.0015	2,800	0.183	0.0600
MLG1005S1N6BTD25	0.0016	3,100	0.179	0.0500
MLG1005S1N6CTD25	0.0016	3,100	0.179	0.0500
MLG1005S1N6STD25	0.0016	3,100	0.179	0.0500
MLG1005S1N8BTD25	0.0018	4,300	0.133	0.0600
MLG1005S1N8CTD25	0.0018	4,300	0.133	0.0600
MLG1005S1N8STD25	0.0018	4,300	0.133	0.0600
MLG1005S2N0BTD25	0.0020	4,200	0.146	0.0700

SMD / SMT Inductors (Coils)

Feb. 27, 2026
Simple Model

Automotive Grade for High Frequency Circuits / MLG1005S series (2/5)

Circuit Diagram



Circuit Parameters

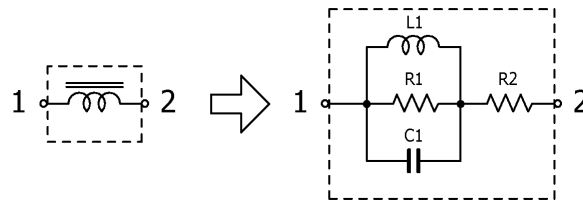
Part No.	L1[μ H]	R1[ohm]	C1[pF]	R2[ohm]
MLG1005S2N0CTD25	0.0020	4,200	0.146	0.0700
MLG1005S2N0STD25	0.0020	4,200	0.146	0.0700
MLG1005S2N2BTD25	0.0022	4,400	0.156	0.0800
MLG1005S2N2CTD25	0.0022	4,400	0.156	0.0800
MLG1005S2N2STD25	0.0022	4,400	0.156	0.0800
MLG1005S2N4BTD25	0.0024	4,600	0.157	0.0800
MLG1005S2N4CTD25	0.0024	4,600	0.157	0.0800
MLG1005S2N4STD25	0.0024	4,600	0.157	0.0800
MLG1005S2N7BTD25	0.0027	4,600	0.176	0.0800
MLG1005S2N7CTD25	0.0027	4,600	0.176	0.0800
MLG1005S2N7STD25	0.0027	4,600	0.176	0.0800
MLG1005S3N0BTD25	0.0030	5,000	0.183	0.0900
MLG1005S3N0CTD25	0.0030	5,000	0.183	0.0900
MLG1005S3N0STD25	0.0030	5,000	0.183	0.0900
MLG1005S3N3BTD25	0.0033	4,700	0.206	0.0900
MLG1005S3N3CTD25	0.0033	4,700	0.206	0.0900
MLG1005S3N3STD25	0.0033	4,700	0.206	0.0900
MLG1005S3N6BTD25	0.0036	6,100	0.157	0.0900
MLG1005S3N6CTD25	0.0036	6,100	0.157	0.0900
MLG1005S3N6STD25	0.0036	6,100	0.157	0.0900
MLG1005S3N9BTD25	0.0039	6,800	0.154	0.1100
MLG1005S3N9CTD25	0.0039	6,800	0.154	0.1100
MLG1005S3N9STD25	0.0039	6,800	0.154	0.1100
MLG1005S4N3CTD25	0.0043	7,100	0.164	0.1100
MLG1005S4N3STD25	0.0043	7,100	0.164	0.1100
MLG1005S4N7CTD25	0.0047	6,700	0.185	0.1200
MLG1005S4N7STD25	0.0047	6,700	0.185	0.1200
MLG1005S5N1CTD25	0.0051	6,400	0.199	0.1300
MLG1005S5N1STD25	0.0051	6,400	0.199	0.1300
MLG1005S5N6CTD25	0.0056	8,100	0.161	0.1400
MLG1005S5N6STD25	0.0056	8,100	0.161	0.1400
MLG1005S6N2STD25	0.0062	7,900	0.185	0.1600
MLG1005S6N2HTD25	0.0062	7,900	0.185	0.1600
MLG1005S6N8HTD25	0.0068	7,800	0.192	0.1500
MLG1005S6N8JTD25	0.0068	7,800	0.192	0.1500
MLG1005S7N5HTD25	0.0075	8,300	0.201	0.1500

SMD / SMT Inductors (Coils)

Feb. 27, 2026
Simple Model

Automotive Grade for High Frequency Circuits / MLG1005S series (3/5)

Circuit Diagram



Circuit Parameters

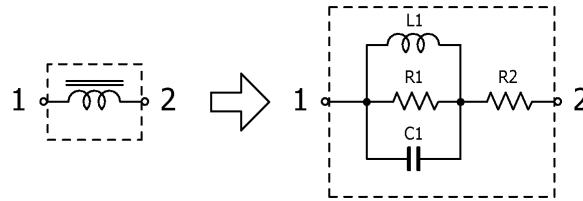
Part No.	L1[μ H]	R1[ohm]	C1[pF]	R2[ohm]
MLG1005S7N5JTD25	0.0075	8,300	0.201	0.1500
MLG1005S8N2HTD25	0.0082	8,600	0.193	0.1900
MLG1005S8N2JTD25	0.0082	8,600	0.193	0.1900
MLG1005S9N1HTD25	0.0091	9,700	0.193	0.2000
MLG1005S9N1JTD25	0.0091	9,700	0.193	0.2000
MLG1005S10NHTD25	0.010	9,000	0.219	0.2200
MLG1005S10NJTD25	0.010	9,000	0.219	0.2200
MLG1005S11NHTD25	0.011	9,900	0.190	0.2830
MLG1005S11NJTD25	0.011	9,900	0.190	0.2830
MLG1005S12NHTD25	0.012	9,200	0.235	0.2500
MLG1005S12NJTD25	0.012	9,200	0.235	0.2500
MLG1005S13NHTD25	0.013	8,100	0.228	0.2610
MLG1005S13NJTD25	0.013	8,100	0.228	0.2610
MLG1005S15NHTD25	0.015	10,000	0.215	0.3500
MLG1005S15NJTD25	0.015	10,000	0.215	0.3500
MLG1005S16NHTD25	0.016	10,000	0.214	0.3230
MLG1005S16NJTD25	0.016	10,000	0.214	0.3230
MLG1005S18NHTD25	0.018	11,000	0.225	0.4000
MLG1005S18NJTD25	0.018	11,000	0.225	0.4000
MLG1005S20NHTD25	0.020	11,000	0.220	0.3790
MLG1005S20NJTD25	0.020	11,000	0.220	0.3790
MLG1005S22NHTD25	0.022	10,000	0.238	0.4600
MLG1005S22NJTD25	0.022	10,000	0.238	0.4600
MLG1005S24NHTD25	0.024	12,000	0.217	0.4260
MLG1005S24NJTD25	0.024	12,000	0.217	0.4260
MLG1005S27NHTD25	0.027	11,000	0.235	0.5300
MLG1005S27NJTD25	0.027	11,000	0.235	0.5300
MLG1005S30NHTD25	0.030	10,000	0.240	0.4970
MLG1005S30NJTD25	0.030	10,000	0.240	0.4970
MLG1005S33NHTD25	0.033	11,000	0.237	0.5900
MLG1005S33NJTD25	0.033	11,000	0.237	0.5900
MLG1005S36NHTD25	0.036	13,000	0.231	0.6220
MLG1005S36NJTD25	0.036	13,000	0.231	0.6220
MLG1005S39NHTD25	0.039	11,000	0.254	0.6500
MLG1005S39NJTD25	0.039	11,000	0.254	0.6500
MLG1005S43NHTD25	0.043	13,000	0.240	0.6680

SMD / SMT Inductors (Coils)

Feb. 27, 2026
Simple Model

Automotive Grade for High Frequency Circuits / MLG1005S series (4/5)

Circuit Diagram



Circuit Parameters

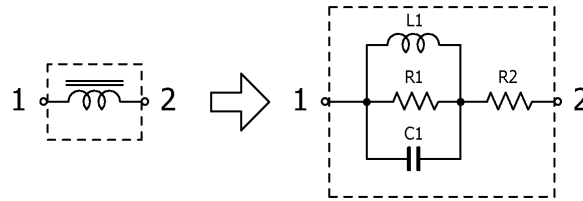
Part No.	L1[μ H]	R1[ohm]	C1[pF]	R2[ohm]
MLG1005S43NJTD25	0.043	13,000	0.240	0.6680
MLG1005S47NHTD25	0.047	12,000	0.275	0.7500
MLG1005S47NJTD25	0.047	12,000	0.275	0.7500
MLG1005S51NHTD25	0.051	13,000	0.233	0.7160
MLG1005S51NJTD25	0.051	13,000	0.233	0.7160
MLG1005S56NHTD25	0.056	11,000	0.268	0.8300
MLG1005S56NJTD25	0.056	11,000	0.268	0.8300
MLG1005S62NHTD25	0.062	13,000	0.247	0.8470
MLG1005S62NJTD25	0.062	13,000	0.247	0.8470
MLG1005S68NHTD25	0.068	11,000	0.308	0.8700
MLG1005S68NJTD25	0.068	11,000	0.308	0.8700
MLG1005S75NHTD25	0.075	12,000	0.292	0.9320
MLG1005S75NJTD25	0.075	12,000	0.292	0.9320
MLG1005S82NHTD25	0.082	12,000	0.309	1.0100
MLG1005S82NJTD25	0.082	12,000	0.309	1.0100
MLG1005S91NHTD25	0.091	12,000	0.325	1.1390
MLG1005S91NJTD25	0.091	12,000	0.325	1.1390
MLG1005SR10HTD25	0.10	13,000	0.313	1.3700
MLG1005SR10JTD25	0.10	13,000	0.313	1.3700
MLG1005SR11HTD25	0.11	15,000	0.269	1.4820
MLG1005SR11JTD25	0.11	15,000	0.269	1.4820
MLG1005SR12HTD25	0.12	13,000	0.330	1.4800
MLG1005SR12JTD25	0.12	13,000	0.330	1.4800
MLG1005SR13HTD25	0.13	13,000	0.334	1.6820
MLG1005SR13JTD25	0.13	13,000	0.334	1.6820
MLG1005SR15HTD25	0.15	15,000	0.345	2.4400
MLG1005SR15JTD25	0.15	15,000	0.345	2.4400
MLG1005SR16HTD25	0.16	13,000	0.413	2.7440
MLG1005SR16JTD25	0.16	13,000	0.413	2.7440
MLG1005SR18HTD25	0.18	14,000	0.391	2.8800
MLG1005SR18JTD25	0.18	14,000	0.391	2.8800
MLG1005SR20HTD25	0.20	13,000	0.463	3.1520
MLG1005SR20JTD25	0.20	13,000	0.463	3.1520
MLG1005SR22HTD25	0.22	12,000	0.461	3.0200
MLG1005SR22JTD25	0.22	12,000	0.461	3.0200
MLG1005SR24HTD25	0.24	14,000	0.451	3.4160

SMD / SMT Inductors (Coils)

Feb. 27, 2026
Simple Model

Automotive Grade for High Frequency Circuits / MLG1005S series (5/5)

Circuit Diagram



Circuit Parameters

Part No.	L1[μ H]	R1[ohm]	C1[pF]	R2[ohm]
MLG1005SR24JTD25	0.24	14,000	0.451	3.4160
MLG1005SR27HTD25	0.27	15,000	0.375	3.5400
MLG1005SR27JTD25	0.27	15,000	0.375	3.5400
MLG1005SR30HTD25	0.30	15,000	0.442	4.8180
MLG1005SR30JTD25	0.30	15,000	0.442	4.8180
MLG1005SR33HTD25	0.33	14,000	0.480	5.2100
MLG1005SR33JTD25	0.33	14,000	0.480	5.2100
MLG1005SR36HTD25	0.36	16,000	0.440	5.3870
MLG1005SR36JTD25	0.36	16,000	0.440	5.3870
MLG1005SR39HTD25	0.39	17,000	0.406	5.9700
MLG1005SR39JTD25	0.39	17,000	0.406	5.9700