

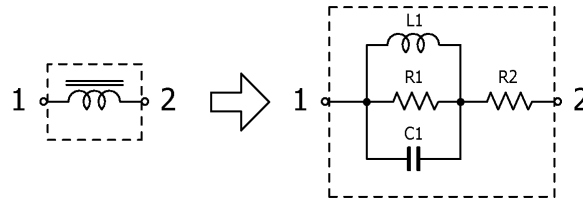
Circuit Diagram



Circuit Parameters

Part No.	L1[μ H]	R1[ohm]	C1[pF]	R2[ohm]
MHQ0603P0N6BT000	0.00060	1,100	0.254	0.0044
MHQ0603P0N6CT000	0.00060	1,100	0.254	0.0044
MHQ0603P0N7BT000	0.00070	1,500	0.225	0.0050
MHQ0603P0N7CT000	0.00070	1,500	0.225	0.0050
MHQ0603P0N8BT000	0.00080	1,700	0.230	0.0058
MHQ0603P0N8CT000	0.00080	1,700	0.230	0.0058
MHQ0603P0N9BT000	0.00090	2,800	0.145	0.0048
MHQ0603P0N9CT000	0.00090	2,800	0.145	0.0048
MHQ0603P1N0BT000	0.0010	4,700	0.094	0.0217
MHQ0603P1N0CT000	0.0010	4,700	0.094	0.0217
MHQ0603P1N0ST000	0.0010	4,700	0.094	0.0217
MHQ0603P1N1BT000	0.0011	5,700	0.084	0.0225
MHQ0603P1N1CT000	0.0011	5,700	0.084	0.0225
MHQ0603P1N1ST000	0.0011	5,700	0.084	0.0225
MHQ0603P1N2BT000	0.0012	6,600	0.078	0.0296
MHQ0603P1N2CT000	0.0012	6,600	0.078	0.0296
MHQ0603P1N2ST000	0.0012	6,600	0.078	0.0296
MHQ0603P1N3BT000	0.0013	6,300	0.086	0.0478
MHQ0603P1N3CT000	0.0013	6,300	0.086	0.0478
MHQ0603P1N3ST000	0.0013	6,300	0.086	0.0478
MHQ0603P1N4BT000	0.0014	6,300	0.084	0.0463
MHQ0603P1N4CT000	0.0014	6,300	0.084	0.0463
MHQ0603P1N4ST000	0.0014	6,300	0.084	0.0463
MHQ0603P1N5BT000	0.0015	6,300	0.088	0.0457
MHQ0603P1N5CT000	0.0015	6,300	0.088	0.0457
MHQ0603P1N5ST000	0.0015	6,300	0.088	0.0457
MHQ0603P1N6BT000	0.0016	6,900	0.083	0.0541
MHQ0603P1N6CT000	0.0016	6,900	0.083	0.0541
MHQ0603P1N6ST000	0.0016	6,900	0.083	0.0541
MHQ0603P1N7BT000	0.0017	7,700	0.083	0.0561
MHQ0603P1N7CT000	0.0017	7,700	0.083	0.0561
MHQ0603P1N7ST000	0.0017	7,700	0.083	0.0561
MHQ0603P1N8BT000	0.0018	8,200	0.081	0.0648
MHQ0603P1N8CT000	0.0018	8,200	0.081	0.0648
MHQ0603P1N8ST000	0.0018	8,200	0.081	0.0648
MHQ0603P1N9BT000	0.0019	8,100	0.083	0.0681

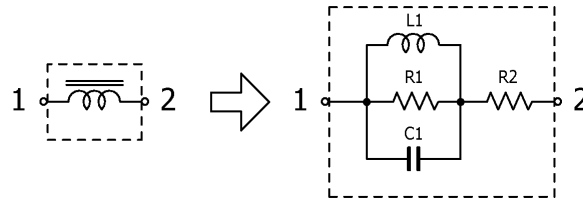
Circuit Diagram



Circuit Parameters

Part No.	L1[μ H]	R1[ohm]	C1[pF]	R2[ohm]
MHQ0603P1N9CT000	0.0019	8,100	0.083	0.0681
MHQ0603P1N9ST000	0.0019	8,100	0.083	0.0681
MHQ0603P2N0BT000	0.0020	7,900	0.090	0.0676
MHQ0603P2N0CT000	0.0020	7,900	0.090	0.0676
MHQ0603P2N0ST000	0.0020	7,900	0.090	0.0676
MHQ0603P2N1BT000	0.0021	8,800	0.085	0.0764
MHQ0603P2N1CT000	0.0021	8,800	0.085	0.0764
MHQ0603P2N1ST000	0.0021	8,800	0.085	0.0764
MHQ0603P2N2BT000	0.0022	9,100	0.085	0.0775
MHQ0603P2N2CT000	0.0022	9,100	0.085	0.0775
MHQ0603P2N2ST000	0.0022	9,100	0.085	0.0775
MHQ0603P2N3BT000	0.0023	14,000	0.056	0.0663
MHQ0603P2N3CT000	0.0023	14,000	0.056	0.0663
MHQ0603P2N3ST000	0.0023	14,000	0.056	0.0663
MHQ0603P2N4BT000	0.0024	13,000	0.062	0.0631
MHQ0603P2N4CT000	0.0024	13,000	0.062	0.0631
MHQ0603P2N4ST000	0.0024	13,000	0.062	0.0631
MHQ0603P2N5BT000	0.0025	9,000	0.090	0.1558
MHQ0603P2N5CT000	0.0025	9,000	0.090	0.1558
MHQ0603P2N5ST000	0.0025	9,000	0.090	0.1558
MHQ0603P2N6BT000	0.0026	9,700	0.088	0.1429
MHQ0603P2N6CT000	0.0026	9,700	0.088	0.1429
MHQ0603P2N6ST000	0.0026	9,700	0.088	0.1429
MHQ0603P2N7BT000	0.0027	13,000	0.065	0.1479
MHQ0603P2N7CT000	0.0027	13,000	0.065	0.1479
MHQ0603P2N7ST000	0.0027	13,000	0.065	0.1479
MHQ0603P2N8BT000	0.0028	12,000	0.075	0.1543
MHQ0603P2N8CT000	0.0028	12,000	0.075	0.1543
MHQ0603P2N8ST000	0.0028	12,000	0.075	0.1543
MHQ0603P2N9BT000	0.0029	10,000	0.085	0.1771
MHQ0603P2N9CT000	0.0029	10,000	0.085	0.1771
MHQ0603P2N9ST000	0.0029	10,000	0.085	0.1771
MHQ0603P3N0BT000	0.0030	8,600	0.102	0.1710
MHQ0603P3N0CT000	0.0030	8,600	0.102	0.1710
MHQ0603P3N0ST000	0.0030	8,600	0.102	0.1710
MHQ0603P3N1BT000	0.0031	13,000	0.074	0.1846

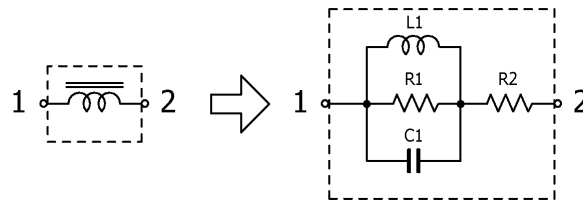
Circuit Diagram



Circuit Parameters

Part No.	L1[μ H]	R1[ohm]	C1[pF]	R2[ohm]
MHQ0603P3N1CT000	0.0031	13,000	0.074	0.1846
MHQ0603P3N1ST000	0.0031	13,000	0.074	0.1846
MHQ0603P3N2BT000	0.0032	12,000	0.079	0.1152
MHQ0603P3N2CT000	0.0032	12,000	0.079	0.1152
MHQ0603P3N2ST000	0.0032	12,000	0.079	0.1152
MHQ0603P3N3BT000	0.0033	9,700	0.098	0.1368
MHQ0603P3N3CT000	0.0033	9,700	0.098	0.1368
MHQ0603P3N3ST000	0.0033	9,700	0.098	0.1368
MHQ0603P3N4BT000	0.0034	12,000	0.083	0.1270
MHQ0603P3N4CT000	0.0034	12,000	0.083	0.1270
MHQ0603P3N4ST000	0.0034	12,000	0.083	0.1270
MHQ0603P3N5BT000	0.0035	10,000	0.097	0.1431
MHQ0603P3N5CT000	0.0035	10,000	0.097	0.1431
MHQ0603P3N5ST000	0.0035	10,000	0.097	0.1431
MHQ0603P3N6BT000	0.0036	11,000	0.095	0.1417
MHQ0603P3N6CT000	0.0036	11,000	0.095	0.1417
MHQ0603P3N6ST000	0.0036	11,000	0.095	0.1417
MHQ0603P3N7BT000	0.0037	14,000	0.076	0.1523
MHQ0603P3N7CT000	0.0037	14,000	0.076	0.1523
MHQ0603P3N7ST000	0.0037	14,000	0.076	0.1523
MHQ0603P3N8BT000	0.0038	12,000	0.093	0.1784
MHQ0603P3N8CT000	0.0038	12,000	0.093	0.1784
MHQ0603P3N8ST000	0.0038	12,000	0.093	0.1784
MHQ0603P3N9BT000	0.0039	12,000	0.091	0.2090
MHQ0603P3N9CT000	0.0039	12,000	0.091	0.2090
MHQ0603P3N9ST000	0.0039	12,000	0.091	0.2090
MHQ0603P4N0BT000	0.0040	14,000	0.078	0.1632
MHQ0603P4N0CT000	0.0040	14,000	0.078	0.1632
MHQ0603P4N0ST000	0.0040	14,000	0.078	0.1632
MHQ0603P4N1BT000	0.0041	11,000	0.098	0.2086
MHQ0603P4N1CT000	0.0041	11,000	0.098	0.2086
MHQ0603P4N1ST000	0.0041	11,000	0.098	0.2086
MHQ0603P4N2BT000	0.0042	12,000	0.095	0.2101
MHQ0603P4N2CT000	0.0042	12,000	0.095	0.2101
MHQ0603P4N2ST000	0.0042	12,000	0.095	0.2101
MHQ0603P4N3CT000	0.0043	13,000	0.086	0.1956

Circuit Diagram



Circuit Parameters

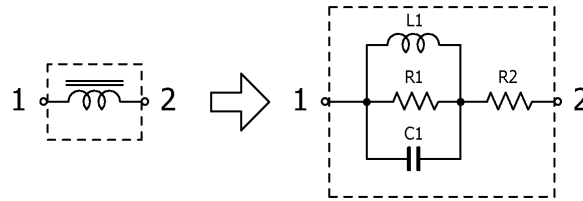
Part No.	L1[μ H]	R1[ohm]	C1[pF]	R2[ohm]
MHQ0603P4N3ST000	0.0043	13,000	0.086	0.1956
MHQ0603P4N3HT000	0.0043	13,000	0.086	0.1956
MHQ0603P4N7CT000	0.0047	15,000	0.078	0.2470
MHQ0603P4N7ST000	0.0047	15,000	0.078	0.2470
MHQ0603P4N7HT000	0.0047	15,000	0.078	0.2470
MHQ0603P5N1CT000	0.0051	17,000	0.078	0.2337
MHQ0603P5N1ST000	0.0051	17,000	0.078	0.2337
MHQ0603P5N1HT000	0.0051	17,000	0.078	0.2337
MHQ0603P5N6CT000	0.0056	16,000	0.080	0.2663
MHQ0603P5N6ST000	0.0056	16,000	0.080	0.2663
MHQ0603P5N6HT000	0.0056	16,000	0.080	0.2663
MHQ0603P6N2CT000	0.0062	15,000	0.088	0.4746
MHQ0603P6N2ST000	0.0062	15,000	0.088	0.4746
MHQ0603P6N2HT000	0.0062	15,000	0.088	0.4746
MHQ0603P6N8HT000	0.0068	18,000	0.081	0.5176
MHQ0603P6N8JT000	0.0068	18,000	0.081	0.5176
MHQ0603P7N5HT000	0.0075	16,000	0.094	0.3421
MHQ0603P7N5JT000	0.0075	16,000	0.094	0.3421
MHQ0603P8N2HT000	0.0082	16,000	0.092	0.5993
MHQ0603P8N2JT000	0.0082	16,000	0.092	0.5993
MHQ0603P9N1HT000	0.0091	20,000	0.086	0.5903
MHQ0603P9N1JT000	0.0091	20,000	0.086	0.5903
MHQ0603P10NHT000	0.010	18,000	0.087	0.6911
MHQ0603P10NJT000	0.010	18,000	0.087	0.6911
MHQ0603P11NHT000	0.011	18,000	0.094	0.8380
MHQ0603P11NJT000	0.011	18,000	0.094	0.8380
MHQ0603P12NHT000	0.012	21,000	0.092	0.7063
MHQ0603P12NJT000	0.012	21,000	0.092	0.7063
MHQ0603P13NHT000	0.013	16,000	0.088	0.9609
MHQ0603P13NJT000	0.013	16,000	0.088	0.9609
MHQ0603P15NHT000	0.015	21,000	0.091	0.8403
MHQ0603P15NJT000	0.015	21,000	0.091	0.8403
MHQ0603P16NHT000	0.016	21,000	0.088	0.9903
MHQ0603P16NJT000	0.016	21,000	0.088	0.9903
MHQ0603P18NHT000	0.018	23,000	0.091	1.0306
MHQ0603P18NJT000	0.018	23,000	0.091	1.0306

SMD / SMT Inductors (Coils)

Feb. 27, 2026
Simple Model

Commercial Grade for High Frequency Circuits / MHQ0603P series (5/5)

Circuit Diagram



Circuit Parameters

Part No.	L1[μ H]	R1[ohm]	C1[pF]	R2[ohm]
MHQ0603P20NHT000	0.020	21,000	0.095	1.3181
MHQ0603P20NJT000	0.020	21,000	0.095	1.3181
MHQ0603P22NHT000	0.022	25,000	0.093	1.1456
MHQ0603P22NJT000	0.022	25,000	0.093	1.1456
MHQ0603P24NHT000	0.024	20,000	0.102	1.5466
MHQ0603P24NJT000	0.024	20,000	0.102	1.5466
MHQ0603P27NHT000	0.027	25,000	0.092	1.3573
MHQ0603P27NJT000	0.027	25,000	0.092	1.3573
MHQ0603P30NHT000	0.030	27,000	0.080	1.6171
MHQ0603P30NJT000	0.030	27,000	0.080	1.6171
MHQ0603P33NHT000	0.033	25,000	0.101	1.8283
MHQ0603P33NJT000	0.033	25,000	0.101	1.8283
MHQ0603P36NHT000	0.036	30,000	0.075	1.8116
MHQ0603P36NJT000	0.036	30,000	0.075	1.8116
MHQ0603P39NHT000	0.039	25,000	0.108	1.6767
MHQ0603P39NJT000	0.039	25,000	0.108	1.6767